



**2017  BFA
WOMEN'S BASEBALL ASIAN CUP
– HONG KONG –**



FINAL REPORT

7th SEPTEMBER, 2017

FINAL TEAMS' RANKING

1		JAPAN
2		CHINESE TAIPEI
3		SOUTH KOREA
4		HONG KONG
5		INDIA
6		PAKISTAN



INDIVIDUAL AWARDS



LEADING HITTER

CHEUNG Wai Yee (BAVE .588)

HKG



PITCHER BEST ERA

HIMENO Mayu (0.00 ERAVE, 5.0 IP)

JPN



PITCHER BEST WON-LOSS AVG

KIM Heejin (2 W)

KOR



MOST RUNS BATTED IN

TU Yu Chuan (9 RBI - 14/AB)

TPE



MOST STOLEN BASES

TU Yu Chuan (9 SB - 9 ATT)

TPE



MOST RUNS SCORED

TU Yu Chuan (8 R)

TPE



OUTSTANDING DEFENSIVE PLAYER

KANEMITSU Ririna

JPN



MOST VALUABLE PLAYER

OGATA Yuka

JPN







ALL STAR TEAM




PITCHER

HIMENO Mayu JPN 


CATCHER

KHALID Iram PAK 


FIRST BASEMAN

- **Bhawna** IND 


SECOND BASEMAN

CHEN Chien Fan TPE 


THIRD BASEMAN


YANG Chia Hui TPE 

SHORT STOP

YOSHII Harue JPN 


OUTFIELDERS

MUI Wing Ki HKG 

TSAI Hsing Yeh TPE 

GIM Hyungyung KOR 

DESIGNATED HITTER

OGATA Yuka JPN 


OFFICIALS

TOURNAMENT DIRECTOR

 **Kung Fu Hao Jeff (TPE)**

TECHNICAL COMMISSION

Technical Director:  **Yeh Chih Shien Calvin (TPE)**

 **Cheng Yi Yan John (HKG)**

 **Shimizu Nobuko (JPN)**

 **Donghoon Hwang (KOR)**

UMPIRES

Umpire Director:  **Koyama Katsuhito (JPN)**


 **Chan Yat Chung (HKG)**

 **Cheung Wing Yan (HKG)**

 **Huen Kun Chi Leonard (HKG)**

 **Leung Wai Hung (HKG)**


 **Moo Yee Wah Eva (HKG)**


 **Ng Kwong Yuen P. (HKG)**

 **Yip Ka Leung (HKG)**


 **Charanjit Singh (IND)**


 **Matsumoto Kyoko (JPN)**


 **Satou Kana (JPN)**

 **Jeon Mun Sook (KOR)**

 **Kim Minseo (KOR)**

 **Zafar Hussain (PAK)**

 **Wang Show Ling (TPE)**

 **Liu Po Chun (TPE)**


OFFICIAL SCORERS


Scorers Director:  **Anna Maria Painsi (ITA)**

 **Gabriele HARDINGER (AUT)**

 **Stephanie WINKLER (GER)**

 **Cheng Wai Man Jenny (HKG)**

 **Chan Sin Yee Cindy (HKG)**

 **Wong Pak Wah (HKG)**

ROSTER



CHINESE TAIPEI

TPE

##	Name	Pos	B/T	Date of Birth
--	----	---	---	-----
1	HSIEH Yu Ying	P	R/R	1992-12-25
3	HUANG Chiao Yun	P	L/L	1991-03-21
4	HSIEH Wen Ching	P	R/R	1992-07-15
5	LEE Shih Yun	C	L/R	1992-07-24
6	TSAI Ming Chen	IF	R/R	1987-06-20
7	TU Yu Chuan	OF	R/R	1988-05-30
8	YANG Chia Hui	IF	L/R	1992-05-06
10	LIN Ting Chun	IF	L/R	1993-09-12
11	TSAI Hsing Yeh	OF	L/R	1990-03-10
12	CHEN Chien Fan	IF	L/R	1992-02-12
14	YANG An Chi	OF	R/R	2001-09-24
15	LIANG Yung Chu	P	R/R	1996-10-17
16	SUNG Shih Han	OF	R/R	1989-12-30
17	LIN Dan Lei	C	R/R	1997-06-29
18	LEE Li Li	IF	L/R	1996-09-27
21	WU Chi Hsuan	OF	L/R	1996-08-01
22	CHEN Min Hua	P	R/R	1995-08-12
24	SHIH Wan Ting	IF	R/R	1990-05-23
27	TSAI Ya Ling	IF	L/R	1991-04-04
51	SU Ya Ling	P	L/L	1980-11-29
0	LIN Wen Ming	Head of Delegation		
96	LIN Chi Chuan	Team Manager (Head Coach)		
95	CHENG Chun Nan	Coach/Trainer		
26	HSU Yung Hsin	Coach/Trainer		
0	LUO Wan Ning	Physician		

ROSTER



HONG KONG

HKG

##	Name	Pos	B/T	Date of Birth
--	----	---	---	-----
1	CHEUNG Wai Yee Vivie	IF	L/L	1981-08-13
2	LUI Chee Ar	C	R/R	1996-09-12
3	LAU Tsz Chin	P	R/R	1992-02-24
4	NG Wing Hin	P	R/R	1995-10-11
5	AU Kit Yi Kitty	P	R/R	1974-09-16
6	AU Ho Ying	P	R/L	1998-07-24
10	LAW Ka Man Evelyn	IF	R/R	1995-05-10
13	CHEUK Woon Yee Sinne	IF	L/R	1982-02-24
14	FAN Tak Kwan	P	L/L	1985-10-29
15	HUNG Yik Shan	P	L/R	1994-12-04
17	FUNG Siu Ping Emily	OF	L/L	1975-07-11
18	YEUNG Kit Ling	P	R/L	1979-10-23
25	LAM Yee Wan	P	R/R	1981-02-06
26	TSE Cheuk Lam Andrea	OF	R/L	1995-08-07
28	CHEUNG Tan Lee Danni	OF	L/L	1980-08-14
31	LEUNG Ka Yan	OF	R/R	1994-05-31
36	MUI Wing Ki	OF	L/L	1993-06-13
42	HO Tsz Wai	P	R/R	1992-04-02
44	KWAN Man Hoi	OF	L/L	1994-04-27
62	LAU Janice Chi Kay	C	R/R	1987-03-23
	AU Hok Leung			Head of Delegation
33	AU Wing Leung			Team Manager (Head Coach)
23	BENNETT Paul-Antony Casanova			Coach/Trainer
16	LEUNG Yu Chung			Coach/Trainer

ROSTER



INDIA

IND

##	Name	Pos	B/T	Date of Birth
--	----	---	---	-----
1	LENKA Rupashi	P	R/R	1984-01-17
2	DANDEKAR Payal	OF	R/R	1989-10-26
3	BODEKAR GIRIJA Sunil	P	R/R	1998-06-15
4	BHUYAN Geeta	IF	R/R	1998-02-27
5	THAKUR Sheetal	C	R/R	1998-05-10
6	SAHOO Binu	IF	R/R	1993-10-10
7	CHITTARI CHANDHU Pri	IF	R/R	1993-01-06
8	- Pooja	OF	R/R	1993-01-05
9	GUNREDDY Sai Asritha	IF	R/R	1997-02-26
10	UROLAMMANDA SURESH B	IF	R/R	1996-02-23
11	- Bhawna	IF	L/R	1995-12-29
12	- Raj Rani	OF	R/R	1992-01-06
13	SHARMA Chetna	IF	R/R	1996-08-05
14	KUSUMAKAR Mona	IF	R/R	1993-08-19
15	DAS Shweta	P	R/R	1994-12-02
16	CHOUHAN Soniya Singh	OF	R/R	2000-04-02
17	CHAUDHARY Manisha	IF	R/R	1995-02-05
18	PUNEKAR Reshma Shiva	P	R/R	1998-09-04
19	- Savita	OF	R/R	1994-02-23
20	- Ramandeep Kaur	IF	R/R	1994-06-06
0	MOHINDRU Sudhir	Head of Delegation		
0	GHOSH Mitali	Team Manager (Head Coach)		
0	NAIK Dilip Sonu	Coach/Trainer		
0	SHINDE Jitendra	Coach/Trainer		
0	SHARMA Ashok Kumar	Physician		

ROSTER



JAPAN

JPN

##	Name	Pos	B/T	Date of Birth
--	----	---	---	-----
1	ADACHI Ruri	OF	L/L	1999-08-17
2	OGATA Yuka	C	R/R	1999-10-30
3	ONO Ayumi	IF	R/R	2000-08-10
5	HIRUTA Natsuki	IF	R/R	2000-02-05
11	MATSUSHIMA Runa	P	L/L	1999-11-30
13	KANEMITSU Ririna	C	R/R	1999-08-10
15	TSURU Asaka	P	L/L	1999-08-11
17	TANAKA Shiori	P	L/L	1999-04-25
18	IMAI Hana	P	R/R	2000-01-08
19	HIMENO Mayu	P	R/R	1999-10-23
21	ONO Nanami	P	R/R	1999-07-13
22	ENDO Kanako	C	L/R	2000-04-15
23	ABE Nozomi	IF	R/R	1999-05-09
24	IKEMOTO Ayuri	OF	R/R	2000-05-11
25	KITAYAMA Miku	OF	R/R	1999-07-23
27	MITSUURA Sakura	IF	R/R	2000-04-19
37	SUGIMOTO Mina	OF	L/L	1999-05-07
49	ODAJIMA Mami	P	L/L	1999-11-14
52	YOSHII Harue	IF	L/R	1999-12-21
77	WATANABE Nana	OF	L/R	2000-06-14
0	HASEGAWA KAZUO	Head of Delegation		
57	KITTA MEGUMI	Team Manager (Head Coach)		
59	NAGANO Eriko	Coach/Trainer		
60	SAITO Kataaki	Coach/Trainer		
55	TASHIRO Yasunori	Coach/Trainer		
0	SAITO Misaki	Trainer		

ROSTER



PAKISTAN

PAK

##	Name	Pos	B/T	Date of Birth
--	----	---	---	-----
2	SHAHZADI Iram	IF	R/R	1992-08-02
5	EJAZ Ayesha	IF	R/R	1996-04-20
6	NAYYAB Fariha	OF	R/R	1996-03-01
7	BIBI Sadia	P	R/R	1990-09-17
8	FAROOQ Azra	P	R/R	1994-11-18
9	TAYYAB Rabia	IF	R/R	2001-07-05
10	SAIRA	C	R/R	1990-01-02
15	SHAHZADI Irum	OF	R/R	1994-03-12
17	BASHARAT Masooma	P	R/R	1994-11-07
18	KHALID Iram	C	R/R	1992-03-12
19	MAQSOOD Saima	OF	R/R	1990-09-26
23	LIAQAT Rabia	IF	R/R	1994-04-04
25	ASMA	OF	R/R	1984-08-02
33	ASLAM Kanwal	IF	R/R	1986-02-13
34	YOUNIS Uzma	OF	R/R	1994-06-08
44	KHAN Humaira	IF	R/R	1999-02-01
11	TAYYAB Fatima	P	R/R	1999-09-12
0	KHAWAR Pervaiz Shah	Head of Delegation		
66	SIEGAL Justine Marijka	Team Manager (Head Coach)		
1	NADEEM Tariq	Coach/Trainer		
77	SHERAZI Syed Babar Ali	Coach/Trainer		
88	LAKHVI Muhammad Hamood	Physician		

ROSTER



SOUTH KOREA

KOR





##	Name	Pos	B/T	Date of Birth
--	----	---	---	-----
2	KIM Hyeli	P	R/R	1980-09-23
3	KIM Chaewon	IF	R/R	1988-05-01
4	SHIN Jeongeun	P	L/R	1992-04-07
6	YEOM Heera	IF	R/R	1989-09-30
7	KIM Tae Yeon	IF	S/R	1977-05-10
9	HONG Eun-Jung	IF	L/R	1980-02-26
10	CHOI Eunjin	C	R/R	1988-10-12
11	KIM Narae	P	R/R	2001-01-02
14	WON Hyeryeon	P	L/L	1992-01-25
15	YANG Insuk	IF	R/R	1985-01-15
17	GIM Hyungyung	IF	R/R	1989-10-02
21	HAN Jiyeon	IF	R/R	1998-08-24
22	NA Dooree	IF	R/R	1981-11-17
23	HWANG Se Won	OF	R/R	1981-03-09
25	KIM Heejin	C	R/R	1994-12-25
27	SHIN Nuri	OF	R/R	1987-11-20
28	JUNG Hyemin	P	R/R	1981-08-25
29	KIM Rakyung	P	R/R	2000-11-04
30	KIM Jihye	OF	R/R	1987-02-05
52	LEE Miran	P	R/R	1984-11-14
	HAN Taek Keun	Head of Delegation		
70	DONG Bongchul	Team Manager (Head Coach)		
72	KIM Taekwang	Coach/Trainer		
71	LEE Woonghan	Coach/Trainer		
77	LIM Dong Pil	Coach/Trainer		

STANDINGS






RK	TEAM - EQUIPO	GP	W	L	T	Points
1	 JAPAN	5	5	0	0	15
2	 CHINESE TAIPEI	5	4	1	0	12
3	 SOUTH KOREA	5	3	2	0	9
4	 HONG KONG	5	2	3	0	6
5	 INDIA	5	1	4	0	3
6	 PAKISTAN	5	0	5	0	0

SCHEDULE AND RESULTS



Saturday september 2, 2017

#	Hour	Stadium	Home Team	Away Team	Score	Inn
09:30 STW OPENING CEREMONY						
01	11:00	STW	 HONG KONG	 PAKISTAN	17 - 2	4
02	15:00	STW	 SOUTH KOREA	 JAPAN	0 - 11	5

Sunday september 3, 2017




#	Hour	Stadium	Home Team	Away Team	Score	Inn
03	09:00	STW	 PAKISTAN	 SOUTH KOREA	1 - 23	4
04	12:00	STW	 JAPAN	 CHINESE TAIPEI	6 - 1	
05	15:00	STW	 INDIA	 HONG KONG	5 - 18	

Monday september 4, 2017





#	Hour	Stadium	Home Team	Away Team	Score	Inn
06	17:15	STW	 PAKISTAN	 JAPAN	0 - 17	4
07	12:25	STW	 HONG KONG	 CHINESE TAIPEI	1 - 16	6
08	14:30	STW	 SOUTH KOREA	 INDIA	9 - 0	

SCHEDULE AND RESULTS



Tuesday september 5, 2017

#	Hour	Stadium	Home Team	Away Team	Score	Inn
09	09:00	STW	 INDIA	 PAKISTAN	9 - 3	
10	12:00	STW	 JAPAN	 HONG KONG	2 - 0	
11	15:00	STW	 CHINESE TAIPEI	 SOUTH KOREA	17 - 0	4

Wednesday september 6, 2017

#	Hour	Stadium	Home Team	Away Team	Score	Inn
12	09:00	STW	 JAPAN	 INDIA	17 - 0	4
13	12:00	STW	 CHINESE TAIPEI	 PAKISTAN	16 - 1	4
14	15:00	STW	 HONG KONG	 SOUTH KOREA	4 - 9	

Thursday september 7, 2017

#	Hour	Stadium	Home Team	Away Team	Score	Inn
15	09:00	STW	 CHINESE TAIPEI	 INDIA	10 - 0	5
	13:00	STW	PRESENTATION CEREMONY			

Local time. Subject to change.

GAME SUMMARY 01



HONG KONG – PAKISTAN



Sep 02, 2017 at Hong Kong (Sai Tso Wan)

PAKISTAN 2 (0-1)

Player	AB	R	H	BI	2B	3B	HR	BB	SB	CS	HP	SH	SF	SO	IBB	KL	GDP	PO	A	E
KHAN 1b	3	0	0	0	0	0	0	0	0	0	0	0	0	0	0	0	0	3	0	1
KHALID c	3	1	2	0	0	0	0	0	0	1	0	0	0	0	0	0	0	1	0	1
SHAHZADI Ira 3b	0	0	0	0	0	0	0	0	0	0	0	0	0	0	0	0	0	0	0	0
SAIRA 3b/c	1	1	0	0	0	0	0	1	0	0	0	0	0	0	0	0	0	0	1	0
NAYYAB lf	2	0	1	2	1	0	0	0	0	0	0	0	0	0	0	0	0	1	0	1
BIBI rf/p	2	0	0	0	0	0	0	0	0	0	0	0	0	2	0	2	0	2	0	0
YOUNIS dh	1	0	0	0	0	0	0	0	0	0	0	0	0	0	0	0	0	0	0	0
BASHARAT p	0	0	0	0	0	0	0	0	0	0	0	0	0	0	0	0	0	0	0	0
LIAQAT 2b	1	0	0	0	0	0	0	1	0	0	0	0	0	0	0	0	0	0	1	1
SHAHZADI Iru cf	1	0	1	0	0	0	0	1	1	0	0	0	0	0	0	0	0	1	0	1
EJAZ ss	1	0	0	0	0	0	0	1	0	0	0	0	0	0	0	0	0	1	0	1
FAROOQ p/rf	0	0	0	0	0	0	0	1	0	0	0	0	0	0	0	0	0	1	0	0
Totals.....	15	2	4	2	1	0	0	5	1	1	0	0	0	2	0	2	0	10	2	6

HONG KONG 17 (1-0)

Player	AB	R	H	BI	2B	3B	HR	BB	SB	CS	HP	SH	SF	SO	IBB	KL	GDP	PO	A	E
CHEUNG W 2b	2	3	1	1	0	0	0	2	2	0	0	0	0	0	0	0	0	2	1	0
CHEUNG T cf	3	2	2	3	1	0	0	0	1	0	0	0	0	1	0	0	0	0	0	0
TSE cf	1	0	0	0	0	0	0	0	0	0	0	0	0	0	0	0	0	0	0	0
LAU T ss	3	2	2	2	1	0	0	1	3	0	0	0	0	0	0	0	0	2	2	1
LUI c	3	1	1	1	0	0	0	1	1	0	0	0	0	0	0	0	0	2	1	0
LAU J dh	1	2	0	0	0	0	0	2	1	0	0	0	0	0	0	0	0	0	0	0
MUI rf	2	2	1	1	1	0	0	1	0	0	0	0	0	0	0	0	0	0	0	0
YEUNG 1b	3	1	2	2	0	0	0	0	1	0	0	0	0	0	0	0	0	4	0	1
CHEUK 3b	2	2	1	1	0	0	0	0	0	0	0	0	0	0	0	0	0	1	1	0
KWAN lf	2	2	1	2	0	0	0	0	0	0	0	0	0	0	0	0	0	0	0	0
FUNG lf	1	0	0	0	0	0	0	0	0	0	0	0	0	0	0	0	0	1	0	0
HUNG p	0	0	0	0	0	0	0	0	0	0	0	0	0	0	0	0	0	0	0	0
HO p	0	0	0	0	0	0	0	0	0	0	0	0	0	0	0	0	0	0	1	0
NG p	0	0	0	0	0	0	0	0	0	0	0	0	0	0	0	0	0	0	0	0
Totals.....	23	17	11	13	3	0	0	7	9	0	0	0	0	1	0	0	0	12	6	2

PAKISTAN	IP	H	R	ER	BB	SO	WP	HB	BK	IBB	SH	SF	CI	2B	3B	HR	AB	BF	FO	GO	NP
FAROOQ L,0-1	1.2	3	9	1	6	1	4	0	1	0	0	0	0	1	0	0	9	15	4	0	69
BIBI	1.1	6	6	4	0	0	1	0	0	0	0	0	1	2	0	0	11	12	2	2	33
BASHARAT	0.1	2	2	1	1	0	0	0	0	0	0	0	0	0	0	0	3	4	1	0	15
HONG KONG	IP	H	R	ER	BB	SO	WP	HB	BK	IBB	SH	SF	CI	2B	3B	HR	AB	BF	FO	GO	NP
HUNG	2.0	2	0	0	1	1	0	0	0	0	0	0	0	0	0	0	8	9	2	2	35
HO	1.0	2	2	2	2	1	1	0	0	0	0	0	0	1	0	0	5	7	1	1	27
NG W,1-0	1.0	0	0	0	2	0	0	0	0	0	0	0	0	0	0	0	2	4	2	0	14

Umpires - HP: JEON Mun Sook (KOR) 1B: CHAN Yat Chung (HKG) 2B: MATSUMOTO Kyoto (JPN) 3B: Charanjit Singh (IND)

Scorers - WINKLER Stephanie (GER), CHAN Cindy (HKG), CHENG Wai Man Jenny (HKG)
TC - NOBUKO Shimizu (JPN)

Start: 11:00 Time: 2:10 Attendance: 120 Weather: Cloudy

Game notes:

Game: 01

GAME SUMMARY 02



SOUTH KOREA – JAPAN



Sep 02, 2017 at Hong Kong (Sai Tso Wan)

JAPAN 11 (1-0)																				
Player	AB	R	H	BI	2B	3B	HR	BB	SB	CS	HP	SH	SF	SO	IBB	KL	GDP	PO	A	E
KITAYAMA lf	3	1	1	3	0	0	0	0	0	0	0	1	0	0	0	0	0	0	0	0
MITSUURA lb	3	1	0	0	0	0	0	1	2	0	0	0	0	0	0	0	0	6	1	0
WATANABE rf	3	1	2	1	1	0	0	1	1	0	0	0	0	0	0	0	0	1	0	0
KANEMITSU c	4	1	1	0	1	0	0	0	2	0	0	0	0	0	0	0	0	3	1	0
HIRUTA 2b	3	1	1	1	0	0	0	0	2	0	0	0	0	0	0	0	0	2	1	0
ONO A 3b	1	1	1	1	0	0	0	1	1	0	0	0	0	0	0	0	0	0	0	0
YOSHII pr/ss	1	1	0	0	0	0	0	0	1	0	0	0	0	0	0	0	0	0	1	0
ENDO dh/c	3	1	1	1	0	0	0	0	2	0	0	0	0	0	0	0	0	1	0	0
ABE ss/3b	2	2	0	1	0	0	0	1	1	0	0	0	0	0	0	0	0	0	1	0
IKEMOTO cf	3	1	2	1	0	0	0	0	1	0	0	0	0	0	0	0	0	2	0	0
IMAI p	0	0	0	0	0	0	0	0	0	0	0	0	0	0	0	0	0	0	0	0
ODAJIMA p	0	0	0	0	0	0	0	0	0	0	0	0	0	0	0	0	0	0	1	0
HIMENO p	0	0	0	0	0	0	0	0	0	0	0	0	0	0	0	0	0	0	0	0
Totals.....	26	11	9	9	2	0	0	4	13	0	0	1	0	0	0	0	0	15	6	0

SOUTH KOREA 0 (0-1)																				
Player	AB	R	H	BI	2B	3B	HR	BB	SB	CS	HP	SH	SF	SO	IBB	KL	GDP	PO	A	E
YANG 3b	2	0	0	0	0	0	0	0	0	0	0	0	0	1	0	0	0	0	1	1
KIM T 2b	2	0	0	0	0	0	0	0	0	0	0	0	0	0	0	0	0	2	1	0
YEOM ss	1	0	0	0	0	0	0	1	0	0	0	0	0	0	0	0	0	1	2	2
HAN dh	2	0	1	0	0	0	0	0	0	0	0	0	0	0	0	0	1	0	0	0
CHOI c	2	0	0	0	0	0	0	0	0	0	0	0	0	0	0	0	0	1	0	0
HONG lb	1	0	0	0	0	0	0	0	0	0	0	0	0	1	0	1	0	6	0	1
GIM ph	1	0	0	0	0	0	0	0	0	0	0	0	0	0	0	0	0	0	0	0
KIM J rf	2	0	0	0	0	0	0	0	0	0	0	0	0	2	0	0	0	2	0	0
HWANG lf	1	0	0	0	0	0	0	0	0	0	0	0	0	0	0	0	0	0	0	0
SHIN J cf	0	0	0	0	0	0	0	1	0	1	0	0	0	0	0	0	0	3	0	0
NA p	0	0	0	0	0	0	0	0	0	0	0	0	0	0	0	0	0	0	0	0
KIM N p	0	0	0	0	0	0	0	0	0	0	0	0	0	0	0	0	0	0	1	0
WON p	0	0	0	0	0	0	0	0	0	0	0	0	0	0	0	0	0	0	2	0
KIM Hy p	0	0	0	0	0	0	0	0	0	0	0	0	0	0	0	0	0	0	0	0
LEE M p	0	0	0	0	0	0	0	0	0	0	0	0	0	0	0	0	0	0	0	0
Totals.....	14	0	1	0	0	0	0	2	0	1	0	0	0	4	0	1	1	15	7	4

JAPAN		IP	H	R	ER	BB	SO	WP	HB	BK	IBB	SH	SF	CI	2B	3B	HR	AB	BF	FO	GO	NP
IMAI		2.0	1	0	0	0	3	0	0	0	0	0	0	0	0	0	0	7	7	3	0	24
ODAJIMA		1.0	0	0	0	1	0	0	0	0	0	0	0	0	0	0	0	2	3	1	1	14
HIMENO W,1-0		2.0	0	0	0	1	1	0	0	0	0	0	0	0	0	0	0	5	6	1	3	24
SOUTH KOREA		IP	H	R	ER	BB	SO	WP	HB	BK	IBB	SH	SF	CI	2B	3B	HR	AB	BF	FO	GO	NP
NA L,0-1		1.0	2	4	2	1	0	0	0	0	0	0	0	0	0	0	0	7	8	2	1	28
KIM N		1.0	0	0	0	1	0	0	0	0	0	1	0	0	0	0	0	2	4	2	1	12
WON		1.0	6	6	4	0	0	1	0	0	0	0	0	0	2	0	0	10	10	0	3	41
KIM Hy		1.0	0	0	0	0	0	0	0	0	0	0	0	0	0	0	0	3	3	2	1	12
LEE M		1.0	1	1	1	2	0	0	0	0	0	0	0	0	0	0	0	4	6	2	1	24

Umpires - HP: LIU Po Chung (TPE) 1B: HUEN Kun Chi (HKG) 2B: WANG Show Ling (TPE)
3B: MOO Yee Wah (HKG)

Scorers - HARDINGER Gabriele (AUT), CHENG Wai Man Jenny (HKG), WONG Pak Wah (HKG)
TC - CHENG Yi Yan John (HKG)

Start: 15:00 Time: 1:44 Attendance: 150 Weather: Cloudy

Game notes: NA faced 3 batters in the 2nd.

Game: 02

GAME SUMMARY 03



PAKISTAN – SOUTH KOREA



Sep 03, 2017 at Hong Kong (Sai Tso Wan)

SOUTH KOREA 23 (1-1)

Player	AB	R	H	BI	2B	3B	HR	BB	SB	CS	HP	SH	SF	SO	IBB	KL	GDP	PO	A	E
KIM R c	2	1	2	1	0	1	0	0	3	0	1	0	0	0	0	0	0	2	0	0
YANG ph/c	2	1	0	0	0	0	0	0	0	0	0	0	0	0	0	0	0	1	0	0
KIM N 3b	3	2	1	2	0	0	0	1	1	0	0	0	0	0	0	0	0	2	1	0
KIM T ph/2b	1	0	0	0	0	0	0	0	0	0	0	0	0	0	0	0	0	0	0	0
WON 1b	3	3	2	2	1	0	0	1	0	0	0	0	1	0	0	0	0	2	0	0
YEOM ss	2	1	1	1	0	0	0	0	2	0	0	0	0	0	0	0	0	0	0	0
NA ph/ss	2	2	1	1	0	0	0	1	0	0	0	0	0	1	0	0	0	0	1	1
KIM C dh	1	1	0	0	0	0	0	1	1	0	0	0	0	0	0	0	0	0	0	0
HONG ph/dh	3	2	2	2	0	0	0	0	2	0	0	0	0	0	0	0	0	0	0	0
KIM J rf	0	2	0	0	0	0	0	2	0	0	0	0	0	0	0	0	0	2	0	0
SHIN J ph/cf	1	1	0	1	0	0	0	1	1	0	0	0	0	0	0	0	0	0	0	0
KIM Hy 2b/3b	3	3	2	2	0	0	0	1	2	0	0	0	0	0	0	0	0	1	0	0
GIM lf	4	1	2	2	0	1	0	0	0	0	0	0	0	0	0	0	0	1	0	0
HWANG cf/rf	3	3	2	2	0	0	0	1	1	0	0	0	0	0	0	0	0	0	0	0
KIM He p	0	0	0	0	0	0	0	0	0	0	0	0	0	0	0	0	0	0	0	1
JUNG p	0	0	0	0	0	0	0	0	0	0	0	0	0	0	0	0	0	1	0	0
Totals.....	30	23	15	16	1	2	0	9	13	0	1	0	1	1	0	0	0	12	2	2

PAKISTAN 1 (0-2)

Player	AB	R	H	BI	2B	3B	HR	BB	SB	CS	HP	SH	SF	SO	IBB	KL	GDP	PO	A	E
KHAN 1b	2	1	1	0	0	0	0	0	0	0	0	0	0	0	0	0	0	4	0	1
SAIRA c	2	0	1	0	0	0	0	0	0	0	0	0	0	0	0	0	0	1	0	0
SHAHZADI Ira 3b	2	0	0	0	0	0	0	0	0	0	0	0	0	0	0	0	0	2	1	1
NAYYAB lf	1	0	0	1	0	0	0	0	0	0	0	0	1	1	0	0	0	1	0	2
BIBI rf/p	2	0	0	0	0	0	0	0	0	0	0	0	0	0	0	0	0	0	0	1
KHALID dh	0	0	0	0	0	0	0	0	0	0	0	0	0	0	0	0	0	0	0	0
BASHARAT rf	1	0	0	0	0	0	0	0	0	0	0	0	0	1	0	0	0	0	0	0
ASMA rf	1	0	0	0	0	0	0	0	0	0	0	0	0	0	0	0	0	0	0	1
LIAQAT 2b	1	0	0	0	0	0	0	0	0	0	0	0	0	1	0	0	0	1	3	1
YOUNIS cf	1	0	0	0	0	0	0	0	0	0	0	0	0	0	0	0	0	2	0	0
EJAZ ss/p	1	0	0	0	0	0	0	0	0	0	0	0	0	0	0	0	0	1	1	0
FAROOQ p	0	0	0	0	0	0	0	0	0	0	0	0	0	0	0	0	0	0	0	0
Totals.....	14	1	2	1	0	0	0	0	0	0	0	0	1	3	0	0	0	12	5	7

SOUTH KOREA		IP	H	R	ER	BB	SO	WP	HB	BK	IBB	SH	SF	CI	2B	3B	HR	AB	BF	FO	GO	NP
KIM He W,1-0		3.0	2	1	0	0	2	0	0	0	0	0	1	0	0	0	0	11	12	4	2	32
JUNG		1.0	0	0	0	0	1	0	0	0	0	0	0	0	0	0	0	3	3	2	0	10

PAKISTAN		IP	H	R	ER	BB	SO	WP	HB	BK	IBB	SH	SF	CI	2B	3B	HR	AB	BF	FO	GO	NP
FAROOQ L,0-2		0.1	2	8	8	5	0	3	1	0	0	0	0	0	0	0	0	3	9	0	1	39
BIBI		1.2	5	4	4	1	0	0	0	0	0	0	0	0	0	2	0	10	11	3	2	47
EJAZ		2.0	8	11	4	3	1	1	0	0	0	0	1	0	1	0	0	17	21	2	3	65

Umpires - HP: HUEN Kun Chi (HKG) 1B: WANG Show Ling (HKG) 2B: SATO Kana (JPN) 3B: Chernjit Singh (IND)

Scorers - HARDINGER Gabriele (AUT), CHENG Wai Man (HKG), PAINI Anna Maria (ITA)
TC - CHENG Yi Yan John (HKG)

Start: 09:00 Time: 1:52 Attendance: 50 Weather: Cloudy

Game notes:

Game: 03

GAME SUMMARY 04



JAPAN – CHINESE TAIPEI



Sep 03, 2017 at Hong Kong (Sai Tso Wan)

CHINESE TAIPEI 1 (2-0)

Player	AB	R	H	BI	2B	3B	HR	BB	SB	CS	HP	SH	SF	SO	IBB	KL	GDP	PO	A	E	
HSIEH Y p/ss	3	0	1	0	1	0	0	0	0	0	0	0	0	0	0	0	0	0	5	0	
LEE S c	3	0	1	0	0	0	0	0	0	0	0	0	0	0	0	0	0	0	1	2	0
SHIH 2b	3	0	0	0	0	0	0	0	0	0	0	0	0	2	0	0	0	0	4	5	0
HUANG 1b	2	1	0	0	0	0	0	1	0	0	0	0	0	0	0	0	0	11	0	0	
TU lf	2	0	0	0	0	0	0	0	0	0	0	1	0	1	0	1	0	1	0	0	
YANG C ss/3b	3	0	1	1	1	0	0	0	0	0	0	0	0	1	0	1	0	0	2	0	
HSIEH W 3b/p	3	0	1	0	0	0	0	0	0	0	0	0	0	1	0	1	0	0	0	0	
YANG A rf	2	0	0	0	0	0	0	0	0	0	0	0	0	1	0	0	0	0	0	0	
TSAI Y ph	1	0	1	0	0	0	0	0	0	0	0	0	0	0	0	0	0	0	0	0	
TSAI H cf	3	0	0	0	0	0	0	0	0	0	0	0	0	1	0	1	0	1	0	0	
Totals.....	25	1	5	1	2	0	0	1	0	0	0	1	0	7	0	4	0	18	14	0	

JAPAN 6 (0-1)

Player	AB	R	H	BI	2B	3B	HR	BB	SB	CS	HP	SH	SF	SO	IBB	KL	GDP	PO	A	E
HIRUTA 2b	3	1	1	0	0	0	0	0	0	0	0	0	0	1	0	1	0	0	0	0
YOSHII ss	3	1	1	1	0	0	0	0	0	0	0	0	0	0	0	0	0	0	3	0
WATANABE rf	3	0	2	0	0	0	0	0	0	1	0	0	0	0	0	0	0	1	2	0
OGATA c	1	0	0	0	0	0	0	0	0	0	0	0	0	0	0	0	0	4	0	0
SUGIMOTO ph	1	0	0	0	0	0	0	0	0	0	0	0	0	0	0	0	0	0	0	0
KANEMITSU c	1	1	0	1	0	0	0	0	0	0	0	0	0	0	0	0	0	3	1	0
ENDO dh	2	1	1	0	0	0	0	1	0	1	0	0	0	0	0	0	0	0	0	0
KITAYAMA lf	1	1	0	0	0	0	0	1	0	0	1	0	0	0	0	0	0	1	0	1
MITSUURA 1b	3	0	2	2	1	0	0	0	0	0	0	0	0	0	0	0	1	9	0	0
ABE 3b	2	0	0	0	0	0	0	0	0	0	0	1	0	0	0	0	0	1	0	0
ADACHI cf	1	1	1	0	0	0	0	0	0	0	0	1	0	0	0	0	0	2	0	0
TSURU p	0	0	0	0	0	0	0	0	0	0	0	0	0	0	0	0	0	0	1	0
MATSUSHIMA p	0	0	0	0	0	0	0	0	0	0	0	0	0	0	0	0	0	0	0	0
ONO N p	0	0	0	0	0	0	0	0	0	0	0	0	0	0	0	0	0	0	1	0
Totals.....	21	6	8	4	1	0	0	2	0	2	1	2	0	1	0	1	1	21	8	1

CHINESE TAIPEI	IP	H	R	ER	BB	SO	WP	HB	BK	IBB	SH	SF	CI	2B	3B	HR	AB	BF	FO	GO	NP
HSIEH Y L,0-1	5.2	7	3	3	1	1	0	0	0	0	2	0	0	1	0	0	19	22	2	11	75
HSIEH W	0.1	1	3	3	1	0	2	1	0	0	0	0	0	0	0	0	2	4	0	1	18
JAPAN	IP	H	R	ER	BB	SO	WP	HB	BK	IBB	SH	SF	CI	2B	3B	HR	AB	BF	FO	GO	NP
TSURU	4.0	3	1	1	1	4	0	0	0	0	1	0	0	1	0	0	14	16	3	5	52
MATSUSHIMA	1.0	1	0	0	0	0	0	0	0	0	0	0	0	1	0	0	4	4	1	2	15
ONO N W,1-0	2.0	1	0	0	0	3	0	0	0	0	0	0	0	0	0	0	7	7	1	2	24

Umpires - HP: KIM Minseo (KOR) 1B: YIP Ka Leung (HKG) 2B: JEON Mun Sook (KOR) 3B: IP Ho Yin (HKG)
Scorers - CHAN Cindy (HKG) HARDINGER Gabriele (AUT) WINKLER Stephanie (GER)
TC - DONGHOON Hwang (KOR)

Start: 12:00 Time: 1:55 Attendance: 150 Weather: Cloudy

Game notes:

Game: 04

GAME SUMMARY 05



INDIA - HONG KONG



Sep 03, 2017 at Hong Kong (Sai Tso Wan)

HONG KONG 18 (2-0)

Player	AB	R	H	BI	2B	3B	HR	BB	SB	CS	HP	SH	SF	SO	IBB	KL	GDP	PO	A	E
CHEUNG W 2b	6	2	3	2	1	0	0	0	2	0	0	0	0	0	0	0	0	1	1	0
YEUNG 1b	5	1	1	0	0	0	0	0	0	0	0	1	0	1	0	0	0	6	0	0
LAU T ss	5	2	2	0	0	0	0	0	2	0	0	0	0	0	0	0	0	1	1	2
LUI dh	5	4	3	0	1	0	0	0	0	0	0	0	0	0	0	0	0	0	0	0
LAU J c	4	2	2	2	1	0	0	1	0	0	0	0	0	0	0	0	0	6	0	0
MUI rf	4	3	3	3	1	1	0	0	0	0	0	0	1	0	0	0	0	0	1	0
CHEUK 3b	2	1	2	3	1	0	0	0	0	0	0	0	0	0	0	0	0	0	0	0
LAW ph/3b	3	1	1	1	0	0	0	0	0	0	0	0	1	0	1	0	0	2	3	0
CHEUNG T cf	2	1	2	1	1	0	0	0	0	0	0	0	0	0	0	0	0	3	1	0
FUNG ph	1	0	1	1	0	0	0	0	0	0	0	0	0	0	0	0	0	0	0	0
TSE cf	2	1	2	0	0	0	0	0	1	0	0	0	0	0	0	0	0	1	1	0
LEUNG lf	2	0	1	1	1	0	0	0	0	0	0	0	0	1	0	0	0	0	0	0
KWAN ph/lf	3	0	1	0	0	0	0	0	0	0	0	0	0	0	0	0	0	0	0	0
LAM p	0	0	0	0	0	0	0	0	0	0	0	0	0	0	0	0	0	1	0	0
AU H p	0	0	0	0	0	0	0	0	0	0	0	0	0	0	0	0	0	0	0	0
FAN p	0	0	0	0	0	0	0	0	0	0	0	0	0	0	0	0	0	0	0	0
AU K p	0	0	0	0	0	0	0	0	0	0	0	0	0	0	0	0	0	0	0	0
Totals.....	44	18	24	14	7	1	0	1	5	0	0	1	1	3	0	1	0	21	8	2

INDIA 5 (0-1)

Player	AB	R	H	BI	2B	3B	HR	BB	SB	CS	HP	SH	SF	SO	IBB	KL	GDP	PO	A	E
- Ramandeep dh	3	0	1	0	0	0	0	0	0	0	0	0	0	1	0	0	0	0	0	0
BHUYAN 3b	3	3	1	0	0	0	0	0	0	0	1	0	0	1	0	0	0	1	2	0
DAS 2b	1	1	1	0	0	0	0	0	0	0	0	0	0	0	0	0	0	0	0	2
SAHOO 2b	1	1	0	0	0	0	0	2	0	0	0	0	0	0	0	0	0	2	2	0
- Raj Rani cf	2	0	1	1	0	0	0	2	0	0	0	0	0	0	0	0	0	1	0	0
THAKUR c	2	0	0	0	0	0	0	1	0	0	0	0	0	1	0	0	0	3	0	1
CHAUDHARY ph	0	0	0	1	0	0	0	1	0	0	0	0	0	0	0	0	0	0	0	0
- Bhawna 1b	3	0	1	1	0	0	0	0	0	0	1	0	0	1	0	0	1	8	0	1
KUSUMAKAR ss	4	0	0	0	0	0	0	0	0	0	0	0	0	0	0	0	1	3	1	0
GUNREDDY lf	3	0	0	0	0	0	0	0	0	0	0	0	0	1	0	0	0	1	0	0
CHITTARI rf/p	3	0	0	0	0	0	0	0	0	0	0	0	0	0	0	0	0	1	0	0
LENKA p/rf	1	0	0	0	0	0	0	0	0	0	0	0	0	0	0	0	0	1	3	0
Totals.....	26	5	5	3	0	0	0	6	0	0	2	0	0	5	0	0	2	21	8	4

HONG KONG	IP	H	R	ER	BB	SO	WP	HB	BK	IBB	SH	SF	CI	2B	3B	HR	AB	BF	FO	GO	NP
LAM	1.0	2	2	1	1	1	2	0	0	0	0	0	0	0	0	0	7	8	3	0	34
AU H	1.0	1	0	0	0	0	1	0	0	0	0	0	0	0	0	0	4	4	2	1	15
FAN W,1-0	4.0	2	1	1	2	4	0	1	0	0	0	0	0	0	0	0	13	16	3	3	62
AU K	1.0	0	2	2	3	0	0	1	0	0	0	0	0	0	0	0	2	6	0	2	26
INDIA	IP	H	R	ER	BB	SO	WP	HB	BK	IBB	SH	SF	CI	2B	3B	HR	AB	BF	FO	GO	NP
LENKA L,0-1	6.2	23	18	10	1	3	3	0	0	0	1	1	0	7	1	0	42	45	8	8	144
CHITTARI	0.1	1	0	0	0	0	0	0	0	0	0	0	0	0	0	0	2	2	1	0	7

Umpires - HP: MATSUMOTO K (JPN) 1B: CHEUNG WY (HKG) 2B: LIU PC (TPE) 3B: ZAFAR H (PAK)

Scorers - CHENG Jenny (HKG), WONG Pak Wah (HKG), WINKLER Stephanie (GER)

TC - SHIMIZU Nobuko (JPN)

Start: 15:10 Time: 2:19 Attendance: 120 Weather: Cloudy

Game notes:

Game: 05

GAME SUMMARY 06



PAKISTAN – JAPAN



Sep 04, 2017 at Hong Kong (Sai Tso Wan)

JAPAN 17 (3-0)

Player	AB	R	H	BI	2B	3B	HR	BB	SB	CS	HP	SH	SF	SO	IBB	KL	GDP	PO	A	E
HIRUTA ss	4	2	3	3	0	0	0	0	0	0	0	0	0	0	0	0	0	1	0	0
YOSHII 2b	2	1	1	0	0	0	0	1	0	0	0	0	0	0	0	0	0	0	0	0
ABE 2b	1	1	1	0	0	0	0	0	0	0	0	0	0	0	0	0	0	0	1	0
ENDO c	3	1	0	2	0	0	0	1	0	0	0	0	0	0	0	0	0	3	1	0
KANEMITSU c	0	0	0	0	0	0	0	0	0	0	0	0	0	0	0	0	0	2	1	0
HIMENO rf	4	1	2	2	0	0	0	0	0	0	0	0	0	0	0	0	0	0	0	0
SUGIMOTO lf	3	2	1	2	1	0	0	0	1	0	0	0	1	0	0	0	0	0	0	0
OGATA dh	4	2	3	3	1	0	0	0	0	0	0	0	0	0	0	0	0	0	0	0
ONO A 3b	4	1	1	1	0	0	0	0	0	0	0	0	0	0	0	0	0	0	2	0
MITSUURA 1b	1	1	1	1	0	0	0	0	0	0	0	0	0	0	0	0	0	2	0	0
MATSUSHIMA 1b	1	1	1	0	0	0	0	0	0	0	0	0	0	0	0	0	0	4	0	0
ONO N ph	1	0	1	0	0	0	0	0	0	0	0	0	0	0	0	0	0	0	0	0
ADACHI pr	0	1	0	0	0	0	0	0	0	0	0	0	0	0	0	0	0	0	0	0
TSURU 1b	0	0	0	0	0	0	0	0	0	0	0	0	0	0	0	0	0	0	0	0
IKEMOTO cf	3	3	3	2	0	0	0	0	0	0	0	0	0	0	0	0	0	0	0	0
TANAKA p	0	0	0	0	0	0	0	0	0	0	0	0	0	0	0	0	0	0	1	0
ODAJIMA p	0	0	0	0	0	0	0	0	0	0	0	0	0	0	0	0	0	0	0	0
IMAI p	0	0	0	0	0	0	0	0	0	0	0	0	0	0	0	0	0	0	0	0
Totals.....	31	17	18	16	2	0	0	2	1	0	0	0	1	0	0	0	0	12	6	0

PAKISTAN 0 (0-3)

Player	AB	R	H	BI	2B	3B	HR	BB	SB	CS	HP	SH	SF	SO	IBB	KL	GDP	PO	A	E
KHAN 1b	2	0	0	0	0	0	0	0	0	0	0	0	0	0	0	0	0	3	0	0
SAIRA c	2	0	0	0	0	0	0	0	0	0	0	0	0	1	0	0	0	0	0	0
KHALID dh	2	0	1	0	0	0	0	0	0	1	0	0	0	1	0	0	0	0	0	0
NAYYAB lf	1	0	0	0	0	0	0	0	0	0	0	0	0	0	0	0	0	1	0	0
ASMA lf	1	0	0	0	0	0	0	0	0	0	0	0	0	1	0	0	0	0	0	0
BIBI rf	1	0	0	0	0	0	0	0	0	0	0	0	0	1	0	1	0	0	0	0
YOUNIS rf	0	0	0	0	0	0	0	0	0	0	0	0	0	0	0	0	0	0	0	0
ASLAM 3b	1	0	0	0	0	0	0	0	0	0	0	0	0	0	0	0	0	0	0	0
LIAQAT 2b	1	0	0	0	0	0	0	0	0	0	0	0	0	1	0	0	0	3	2	0
SHAHZADI Iru cf	1	0	0	0	0	0	0	0	0	0	0	0	0	0	0	0	0	2	0	0
EJAZ ss	0	0	0	0	0	0	0	0	0	0	0	0	0	0	0	0	0	3	2	2
SHAHZADI Ira ph/ss	0	0	0	0	0	0	0	1	0	0	0	0	0	0	0	0	0	0	2	0
BASHARAT p	0	0	0	0	0	0	0	0	0	0	0	0	0	0	0	0	0	0	0	0
Totals.....	12	0	1	0	0	0	0	1	0	1	0	0	0	5	0	1	0	12	6	2

JAPAN	IP	H	R	ER	BB	SO	WP	HB	BK	IBB	SH	SF	CI	2B	3B	HR	AB	BF	FO	GO	NP
TANAKA	2.0	0	0	0	0	2	0	0	0	0	0	0	0	0	0	0	6	6	0	4	25
ODAJIMA W,1-0	1.0	0	0	0	1	1	0	0	0	0	0	0	0	0	0	0	3	4	0	2	21
IMAI	1.0	1	0	0	0	2	0	0	0	0	0	0	0	0	0	0	3	3	0	0	14

PAKISTAN	IP	H	R	ER	BB	SO	WP	HB	BK	IBB	SH	SF	CI	2B	3B	HR	AB	BF	FO	GO	NP
BASHARAT L,0-1	4.0	18	17	13	2	0	1	0	0	0	0	1	0	2	0	0	31	34	7	5	92

Umpires - HP: WANG Show Ling (TPE) 1B: LIU Po Chun (TPE) 2B: CHAN Yat Chung (HKG)
3B: LEUNG Wai Hung (HKG)
Scorers - CHAN Sin Yee Cindy (HKG), CHENG Wai Man (HKG), HARDINGER Gabriele (AUT)
TC - DONGHOON Hwang (KOR)
Start: 17:15 Time: 1:09 Attendance: 50 Weather: Raining
Game notes: Game: 06

GAME SUMMARY 07



HONG KONG – CHINESE TAIPEI



Sep 04, 2017 at Hong Kong (Sai Tso Wan)

CHINESE TAIPEI 16 (1-1)

Player	AB	R	H	BI	2B	3B	HR	BB	SB	CS	HP	SH	SF	SO	IBB	KL	GDP	PO	A	E
HSIEH Y ss	4	3	3	2	2	0	0	0	1	0	0	0	0	0	0	0	0	2	1	0
LEE S c	3	2	2	1	0	0	0	0	2	0	0	0	1	0	0	0	0	3	1	0
HUANG dh/p	3	2	1	3	1	0	0	0	1	0	0	0	1	0	0	0	0	1	1	0
SUNG rf	2	0	0	0	0	0	0	1	1	0	0	0	0	0	0	0	0	0	0	0
WU rf	0	1	0	0	0	0	0	1	1	0	0	0	0	0	0	0	0	1	0	0
SHIH 2b	2	0	0	0	0	0	0	0	0	0	0	0	0	0	0	0	0	3	2	0
CHEN C ph/2b	1	1	0	0	0	0	0	1	1	0	0	0	0	0	0	0	0	0	0	0
LIN T 1b	1	0	1	0	0	0	0	0	0	0	0	0	0	0	0	0	0	2	1	0
TSAI Y ph/1b	2	2	1	0	0	0	0	1	0	0	0	0	0	0	0	0	0	2	0	0
YANG C 3b	3	2	1	2	1	0	0	0	0	0	0	1	0	0	0	0	0	1	3	0
TU lf	4	1	2	1	1	0	0	0	1	0	0	0	0	0	0	0	0	1	0	0
TSAI H cf	3	2	1	2	1	0	0	0	1	0	1	0	0	0	0	0	0	2	0	0
HSIEH W p	0	0	0	0	0	0	0	0	0	0	0	0	0	0	0	0	0	0	1	0
Totals.....	28	16	12	11	6	0	0	4	9	0	1	1	2	0	0	0	0	18	10	0

HONG KONG 1 (2-1)

Player	AB	R	H	BI	2B	3B	HR	BB	SB	CS	HP	SH	SF	SO	IBB	KL	GDP	PO	A	E
CHEUNG W 2b	2	1	1	0	1	0	0	0	0	0	0	0	0	0	0	0	0	2	2	0
KWAN ph	1	0	0	0	0	0	0	0	0	0	0	0	0	0	0	0	0	0	0	0
YEUNG 1b/p	2	0	2	1	0	0	0	0	0	0	0	0	0	0	0	0	0	6	0	1
LAW ss	1	0	1	0	0	0	0	0	0	0	0	0	0	0	0	0	0	0	0	0
LAU T ss/p	2	0	0	0	0	0	0	0	0	0	0	0	0	0	0	0	0	1	3	0
FUNG ph	1	0	0	0	0	0	0	0	0	0	0	0	0	0	0	0	0	0	0	0
LUI c	3	0	0	0	0	0	0	0	0	0	0	0	0	2	0	0	0	2	0	0
LAU J dh/3b	2	0	0	0	0	0	0	0	0	0	0	0	0	1	0	0	0	0	0	0
MUI rf	2	0	0	0	0	0	0	0	0	0	0	0	0	0	0	0	0	3	0	0
CHEUK 3b/1b	2	0	0	0	0	0	0	0	0	0	0	0	0	0	0	0	0	1	1	0
CHEUNG T cf	0	0	0	0	0	0	0	1	0	0	1	0	0	0	0	0	0	1	0	0
TSE lf	1	0	0	0	0	0	0	0	0	1	0	1	0	0	0	0	0	2	0	0
HUNG p	0	0	0	0	0	0	0	0	0	0	0	0	0	0	0	0	0	0	3	1
LAM p	0	0	0	0	0	0	0	0	0	0	0	0	0	0	0	0	0	0	0	0
Totals.....	19	1	4	1	1	0	0	1	0	1	1	1	0	3	0	0	0	18	9	2

CHINESE TAIPEI	IP	H	R	ER	BB	SO	WP	HB	BK	IBB	SH	SF	CI	2B	3B	HR	AB	BF	FO	GO	NP
HSIEH W W,1-0	5.0	3	1	1	1	3	0	1	0	0	1	0	0	1	0	0	15	18	4	6	73
HUANG	1.0	1	0	0	0	0	0	0	0	0	0	0	0	0	0	0	4	4	2	1	19
HONG KONG	IP	H	R	ER	BB	SO	WP	HB	BK	IBB	SH	SF	CI	2B	3B	HR	AB	BF	FO	GO	NP
HUNG L,0-1	5.0	7	9	8	1	0	1	1	0	0	1	1	0	2	0	0	21	25	7	7	70
LAM	0.2	3	3	3	0	0	0	0	0	0	0	1	0	2	0	0	4	5	1	1	9
YEUNG	0.0	1	4	4	3	0	2	0	0	0	0	0	0	1	0	0	1	4	0	0	19
LAU T	0.1	1	0	0	0	0	0	0	0	0	0	0	0	1	0	0	2	2	0	1	11

Umpires - HP: SATOU Kana (JPN) 1B: JEON Mun Sook (KOR) 2B: KIM Minseo (KOR) 3B: YIP Ka Leung (HKG)

Scorers - WONG Pak Wah (HKG), CHAN Cindy (HKG), WINKLER Stephanie (GER)

TC - SHIMIZU Nobuko (JPN)

Start: 12:25 Time: 1:56 Attendance: 50 Weather: Cloudy and windy

Game notes: HUNG faced 2 batters in the 6th. YEUNG faced 4 batters in the 6th.

Game: 07

GAME SUMMARY 08



SOUTH KOREA - INDIA



Sep 04, 2017 at Hong Kong (Sai Tso Wan)

INDIA 0 (0-2)

Player	AB	R	H	BI	2B	3B	HR	BB	SB	CS	HP	SH	SF	SO	IBB	KL	GDP	PO	A	E
BHUYAN 3b	2	0	0	0	0	0	0	0	0	0	0	0	0	0	0	0	0	0	1	0
SHARMA ph/3b	2	0	1	0	0	0	0	0	0	0	0	0	0	0	0	0	0	1	0	0
CHAUDHARY c	3	0	1	0	0	0	0	0	0	0	0	0	0	0	0	0	0	3	0	0
- Raj Rani cf	3	0	1	0	0	0	0	0	0	0	0	0	0	0	0	0	0	3	0	0
- Pooja dh	2	0	1	0	0	0	0	1	0	0	0	0	0	1	0	0	0	0	0	0
KUSUMAKAR ss/lf	2	0	0	0	0	0	0	0	1	0	1	0	0	0	0	0	0	2	0	0
GUNREDDY lf	1	0	0	0	0	0	0	0	0	0	0	0	0	0	0	0	0	0	0	0
LENKA ph/lf	2	0	0	0	0	0	0	0	0	0	0	0	0	0	0	0	1	1	0	0
SAHOO 2b	3	0	0	0	0	0	0	0	0	0	0	0	0	1	0	1	0	1	3	0
CHITTARI rf	3	0	1	0	0	0	0	0	0	0	0	0	0	0	0	0	0	1	0	0
- Bhawna lb	2	0	0	0	0	0	0	1	0	0	0	0	0	0	0	0	0	6	0	0
DAS p/ss	0	0	0	0	0	0	0	0	0	0	0	0	0	0	0	0	0	0	1	0
Totals.....	25	0	5	0	0	0	0	2	1	0	1	0	0	2	0	1	1	18	5	0

SOUTH KOREA 9 (2-1)

Player	AB	R	H	BI	2B	3B	HR	BB	SB	CS	HP	SH	SF	SO	IBB	KL	GDP	PO	A	E
SHIN N cf/rf	2	0	0	0	0	0	0	0	0	0	0	0	0	1	0	0	0	1	0	0
KIM J ph/rf	2	1	1	1	0	0	0	0	2	0	0	0	0	0	0	0	0	0	0	0
KIM R 3b	3	0	0	0	0	0	0	0	0	0	0	0	0	0	0	0	0	1	0	0
HWANG ph/lf	1	0	0	0	0	0	0	0	0	0	0	0	0	0	0	0	0	0	0	0
WON rf/lb	4	0	0	0	0	0	0	0	0	0	0	0	0	0	0	0	0	6	0	0
HAN dh	2	1	1	0	0	0	0	0	1	0	0	0	0	1	0	0	0	0	0	0
YANG p/2b	0	1	0	0	0	0	0	1	2	0	0	0	0	0	0	0	0	0	2	0
YEOM ss	1	2	0	0	0	0	0	2	2	0	0	0	0	0	0	0	0	1	6	0
CHOI c	3	1	1	2	0	0	0	0	0	0	0	0	0	0	0	0	0	2	0	0
HONG lb	1	0	1	1	0	0	0	0	0	0	0	0	1	0	0	0	0	5	0	0
SHIN J pr/cf	1	2	1	1	0	0	0	0	4	0	0	0	0	0	0	0	0	0	1	0
GIM lf	2	1	2	1	1	0	0	0	2	0	1	0	0	0	0	0	0	1	0	0
JUNG p	0	0	0	0	0	0	0	0	0	0	0	0	0	0	0	0	0	0	0	0
KIM T 2b	1	0	0	0	0	0	0	0	1	0	1	0	0	0	0	0	0	4	2	0
KIM C ph/3b	1	0	0	0	0	0	0	0	0	0	0	0	0	0	0	0	0	0	1	0
LEE M p	0	0	0	0	0	0	0	0	0	0	0	0	0	0	0	0	0	0	1	0
Totals.....	24	9	7	6	1	0	0	3	14	0	2	0	1	2	0	0	0	21	13	0

INDIA	IP	H	R	ER	BB	SO	WP	HB	BK	IBB	SH	SF	CI	2B	3B	HR	AB	BF	FO	GO	NP
DAS L,0-1	6.0	5	6	4	3	2	1	1	1	0	0	1	0	1	0	0	22	27	10	6	85
LENKA	0.0	2	3	3	0	0	0	1	0	0	0	0	0	0	0	0	2	3	0	0	15
SOUTH KOREA	IP	H	R	ER	BB	SO	WP	HB	BK	IBB	SH	SF	CI	2B	3B	HR	AB	BF	FO	GO	NP
LEE M W,1-0	5.0	5	0	0	2	0	1	0	0	0	0	0	0	0	0	0	19	21	5	9	65
YANG	1.0	0	0	0	0	2	0	1	0	0	0	0	0	0	0	0	3	4	0	1	21
JUNG	1.0	0	0	0	0	0	0	0	0	0	0	0	0	0	0	0	3	3	0	3	8

Umpires - HP: MOO YW Eva (HKG) 1B: MATSUMOTO K (JPN) 2B: CHEUNG WY (HKG) 3B: ZAFAR H (PAK)

Scorers - HARDINGER Gabriele (GER), WONG Pak Wah (HKG), WINKLER Stephanie (GER)
TC - CHENG Yi Yan John (HKG)

Start: 14:30 Time: 2:12 Attendance: 20 Weather: Cloudy and windy

Game notes: LENKA faced 3 batters in the 6th.

Game: 08

GAME SUMMARY 09



INDIA – PAKISTAN



Sep 05, 2017 at Hong Kong (Sai Tso Wan)

PAKISTAN 3 (0-4)

Player	AB	R	H	BI	2B	3B	HR	BB	SB	CS	HP	SH	SF	SO	IBB	KL	GDP	PO	A	E
KHAN 1b	4	1	2	0	0	0	0	0	0	1	0	0	0	0	0	0	0	9	0	0
SAIRA 3b	4	1	1	0	0	0	0	0	0	0	0	0	0	0	0	0	0	0	2	0
FAROOQ lf/rf	4	1	1	1	0	0	0	0	0	0	0	0	0	1	0	0	0	1	0	0
KHALID c	3	0	0	0	0	0	0	0	0	0	0	0	0	1	0	1	0	2	1	0
LIAQAT 2b	1	0	0	0	0	0	0	2	0	0	0	0	0	1	0	0	0	1	1	0
EJAZ ss	3	0	1	1	0	0	0	0	1	0	0	0	0	0	0	0	0	1	3	0
YOUNIS rf/lf	3	0	1	0	0	0	0	0	0	0	0	0	0	1	0	0	0	2	0	0
SHAHZADI Iru cf	1	0	0	0	0	0	0	1	1	1	0	0	0	1	0	0	0	0	0	0
BASHARAT cf	1	0	0	0	0	0	0	0	0	0	0	0	0	0	0	0	0	0	0	0
BIBI p	2	0	0	0	0	0	0	0	0	0	0	0	0	1	0	0	0	2	1	0
Totals.....	26	3	6	2	0	0	0	3	2	2	0	0	0	6	0	1	0	18	8	0

INDIA 9 (1-2)

Player	AB	R	H	BI	2B	3B	HR	BB	SB	CS	HP	SH	SF	SO	IBB	KL	GDP	PO	A	E
BHUYAN 3b	0	0	0	0	0	0	0	0	0	0	0	0	0	0	0	0	0	0	0	0
SHARMA 3b	4	1	1	2	0	0	0	0	1	0	0	0	0	0	0	0	0	2	2	0
CHAUDHARY c	3	1	1	1	0	0	0	1	2	0	0	0	0	0	0	0	0	7	2	0
- Raj Rani cf	4	1	1	1	0	0	0	0	1	0	0	0	0	0	0	0	0	0	0	1
- Pooja dh	4	1	2	1	0	0	0	0	2	0	0	0	0	0	0	0	0	0	0	0
KUSUMAKAR ss	4	1	2	1	0	0	0	0	2	0	0	0	0	0	0	0	0	1	4	1
GUNREDDY lf	3	0	1	1	0	0	0	0	0	0	0	0	0	1	0	1	0	0	0	0
SAHOO 2b	0	0	0	0	0	0	0	0	0	0	0	0	0	0	0	0	0	0	1	0
CHITARI rf	3	1	2	1	1	0	0	0	2	0	0	0	0	0	0	0	0	0	0	0
- Bhawna 1b	3	2	2	0	2	0	0	0	0	0	0	0	0	0	0	0	0	10	0	0
DAS p/2b	3	1	1	1	0	0	0	0	1	0	0	0	0	0	0	0	0	0	2	0
BODEKAR p	0	0	0	0	0	0	0	0	0	0	0	0	0	0	0	0	0	0	1	0
Totals.....	31	9	13	9	3	0	0	1	11	0	0	0	0	1	0	1	0	21	11	2

PAKISTAN	IP	H	R	ER	BB	SO	WP	HB	BK	IBB	SH	SF	CI	2B	3B	HR	AB	BF	FO	GO	NP
BIBI L,0-1	6.0	13	9	9	1	1	1	0	0	0	0	0	0	3	0	0	31	32	8	9	111
INDIA	IP	H	R	ER	BB	SO	WP	HB	BK	IBB	SH	SF	CI	2B	3B	HR	AB	BF	FO	GO	NP
DAS	0.1	4	3	2	1	0	1	0	0	0	0	0	0	0	0	0	5	6	1	0	23
BODEKAR W,1-0	6.2	2	0	0	2	6	0	0	0	0	0	0	0	0	0	0	21	23	2	10	98

Umpires - HP: JEON Mun Sook (KOR) 1B: LIU Po Chun (TPE) 2B: IP Ho Yin (HKG) 3B: LEUNG Wai Hung (HKG)
Scorers - CHAN Sin Yee (HKG), WONG Pak Wah (HKG), PAINI Anna Maria (ITA)
TC - SHIMIZU Nobuko (JPN)

Start: 10:02 Time: 2:02 Attendance: 80 Weather: Cloudy
Game notes:
Game: 09

GAME SUMMARY 10



JAPAN – HONG KONG



Sep 05, 2017 at Hong Kong (Sai Tso Wan)

HONG KONG 0 (2-2)

Player	AB	R	H	BI	2B	3B	HR	BB	SB	CS	HP	SH	SF	SO	IBB	KL	GDP	PO	A	E
CHEUNG W 2b	3	0	3	0	0	0	0	1	0	0	0	0	0	0	0	0	0	1	0	0
LAW 3b	3	0	1	0	0	0	0	0	0	0	0	0	0	0	0	0	0	1	3	0
FUNG ph	1	0	0	0	0	0	0	0	0	0	0	0	0	1	0	1	0	0	0	0
LAU T ss	2	0	1	0	0	0	0	0	0	0	0	1	0	0	0	0	0	0	1	0
LUI dh	2	0	1	0	0	0	0	1	1	1	0	0	0	0	0	0	0	0	0	0
LAU J c	3	0	1	0	0	0	0	0	0	0	0	0	0	2	0	0	0	0	0	0
MUI rf	3	0	0	0	0	0	0	0	0	0	0	0	0	1	0	0	0	5	0	0
YEUNG 1b	3	0	0	0	0	0	0	0	0	0	0	0	0	0	0	0	0	4	0	1
KWAN lf	2	0	0	0	0	0	0	0	0	0	0	0	0	0	0	0	0	2	0	0
CHEUK ph	1	0	0	0	0	0	0	0	0	0	0	0	0	1	0	0	0	0	0	0
TSE cf	2	0	0	0	0	0	0	0	0	0	0	0	0	1	0	0	0	5	0	0
CHEUNG T ph	0	0	0	0	0	0	0	1	0	0	0	0	0	0	0	0	0	0	0	0
NG pr	0	0	0	0	0	0	0	0	1	0	0	0	0	0	0	0	0	0	0	0
AU H p	0	0	0	0	0	0	0	0	0	0	0	0	0	0	0	0	0	0	1	0
Totals.....	25	0	7	0	0	0	0	3	1	2	0	1	0	6	0	1	0	18	5	1

JAPAN 2 (4-0)

Player	AB	R	H	BI	2B	3B	HR	BB	SB	CS	HP	SH	SF	SO	IBB	KL	GDP	PO	A	E
HIRUTA 2b	2	1	1	0	0	0	0	1	1	0	0	0	0	0	0	0	0	1	3	0
YOSHII ss	1	0	0	1	0	0	0	0	0	0	0	2	0	0	0	0	0	1	4	0
WATANABE rf	2	0	1	1	0	0	0	0	0	0	0	0	1	0	0	0	0	0	0	0
SUGIMOTO lf	2	0	0	0	0	0	0	0	0	0	0	0	0	0	0	0	0	0	0	0
KITAYAMA lf	0	0	0	0	0	0	0	0	0	0	0	1	0	0	0	0	0	0	0	1
IKEMOTO lf	0	0	0	0	0	0	0	0	0	0	0	0	0	0	0	0	0	0	0	0
KANEMITSU c	3	0	0	0	0	0	0	0	0	0	0	0	0	0	0	0	0	7	3	0
OGATA dh	3	0	2	0	0	0	0	0	0	0	0	0	0	0	0	0	0	0	0	0
MITSUURA 1b	2	0	0	0	0	0	0	0	0	0	0	0	0	0	0	0	0	11	0	0
ABE 3b	2	0	1	0	0	0	0	0	0	0	0	0	0	0	0	0	0	1	2	0
ADACHI cf	2	1	1	0	0	0	0	0	2	1	0	0	0	0	0	0	0	0	0	0
ONO A p	0	0	0	0	0	0	0	0	0	0	0	0	0	0	0	0	0	0	2	0
MATSUSHIMA p	0	0	0	0	0	0	0	0	0	0	0	0	0	0	0	0	0	0	1	0
HIMENO p	0	0	0	0	0	0	0	0	0	0	0	0	0	0	0	0	0	0	0	0
Totals.....	19	2	6	2	0	0	0	1	3	1	0	3	1	0	0	0	0	21	15	1

HONG KONG	IP	H	R	ER	BB	SO	WP	HB	BK	IBB	SH	SF	CI	2B	3B	HR	AB	BF	FO	GO	NP
AU H L,0-1	6.0	6	2	1	1	0	0	0	0	0	3	1	0	0	0	0	19	24	12	5	73

JAPAN	IP	H	R	ER	BB	SO	WP	HB	BK	IBB	SH	SF	CI	2B	3B	HR	AB	BF	FO	GO	NP
ONO A	2.0	1	0	0	1	1	0	0	0	0	1	0	0	0	0	0	6	8	1	4	31
MATSUSHIMA W,1-0	2.0	2	0	0	1	1	1	0	0	0	0	0	0	0	0	0	7	8	0	4	26
HIMENO S,1	3.0	4	0	0	1	4	0	0	0	0	0	0	0	0	0	0	12	13	0	4	57

Umpires - HP: WANG Show Ling (TPE) 1B: KIM Minseo (KOR) 2B: YIP Ka Leung (HKG)
3B: CHAN Yat Chung (HKG)

Scorers - WINKLER Stephanie (GER), WONG Pak Wah (HKG), HARDINGER Gabriele (AUT)
TC - DONGHOON Hwang (KOR)

Start: 12:20 Time: 1:27 Attendance: 70 Weather: Cloudy

Game notes:

Game: 10

GAME SUMMARY 11



CHINESE TAIPEI – SOUTH KOREA



Sep 05, 2017 at Hong Kong (Sai Tso Wan)

SOUTH KOREA 0 (2-2)

Player	AB	R	H	BI	2B	3B	HR	BB	SB	CS	HP	SH	SF	SO	IBB	KL	GDP	PO	A	E
LEE M 2b	2	0	0	0	0	0	0	0	0	0	0	0	0	1	0	0	0	1	1	1
KIM R 3b/c	2	0	0	0	0	0	0	0	0	0	0	0	0	0	0	0	0	2	0	0
WON 1b	2	0	0	0	0	0	0	0	0	0	0	0	0	0	0	0	0	4	0	0
YEOM ss	1	0	0	0	0	0	0	0	0	0	0	0	0	0	0	0	0	0	1	0
HAN dh	1	0	0	0	0	0	0	0	0	0	0	0	0	0	0	0	0	0	0	0
CHOI c	1	0	0	0	0	0	0	0	0	0	0	0	0	0	0	0	0	1	0	0
KIM N 3b	0	0	0	0	0	0	0	0	0	0	0	0	0	0	0	0	0	0	0	0
GIM lf	1	0	0	0	0	0	0	0	0	0	0	0	0	0	0	0	0	0	0	0
KIM J rf	1	0	0	0	0	0	0	0	0	0	0	0	0	1	0	0	0	0	0	0
SHIN J cf	1	0	0	0	0	0	0	0	0	0	0	0	0	1	0	0	0	1	1	0
NA p	0	0	0	0	0	0	0	0	0	0	0	0	0	0	0	0	0	0	2	0
JUNG p	0	0	0	0	0	0	0	0	0	0	0	0	0	0	0	0	0	0	0	0
KIM Hy p	0	0	0	0	0	0	0	0	0	0	0	0	0	0	0	0	0	0	0	1
Totals.....	12	0	0	0	0	0	0	0	0	0	0	0	0	3	0	0	0	9	5	2

CHINESE TAIPEI 17 (2-1)

Player	AB	R	H	BI	2B	3B	HR	BB	SB	CS	HP	SH	SF	SO	IBB	KL	GDP	PO	A	E
HSIEH Y ss	4	1	2	1	0	0	0	0	2	0	0	0	0	1	0	0	0	1	1	0
LEE S c	2	2	2	1	0	0	0	2	0	0	0	0	0	0	0	0	0	3	0	0
LIN D c	0	0	0	0	0	0	0	0	0	0	0	0	0	0	0	0	0	0	0	0
TSAI Y 1b	4	0	3	3	0	0	0	0	0	0	0	0	0	0	0	0	0	3	0	0
SUNG dh	2	0	0	0	0	0	0	0	0	0	0	0	0	1	0	1	0	0	0	0
WU dh/ph	2	1	0	1	0	0	0	0	1	0	0	0	0	0	0	0	0	0	0	0
YANG C 3b	3	3	3	0	0	0	0	0	2	0	0	0	0	0	0	0	0	0	2	0
HSIEH W rf	3	2	1	2	0	0	0	0	1	0	0	0	0	0	0	0	0	0	0	0
YANG A rf	0	0	0	0	0	0	0	0	0	0	0	0	0	0	0	0	0	0	0	0
TU lf	2	3	1	2	0	0	0	1	3	0	0	0	0	0	0	0	0	3	0	0
TSAI H cf	1	2	1	2	0	1	0	1	2	0	1	0	0	0	0	0	0	1	0	0
CHEN C 2b	2	3	2	3	1	0	0	0	1	0	1	0	0	0	0	0	0	0	0	0
SHIH 2b	0	0	0	0	0	0	0	0	0	0	0	0	0	0	0	0	0	0	0	0
HUANG p	0	0	0	0	0	0	0	0	0	0	0	0	0	0	0	0	0	1	0	0
CHEN M p	0	0	0	0	0	0	0	0	0	0	0	0	0	0	0	0	0	0	0	0
Totals.....	25	17	15	15	1	1	0	4	12	0	2	0	0	2	0	1	0	12	3	0

SOUTH KOREA	IP	H	R	ER	BB	SO	WP	HB	BK	IBB	SH	SF	CI	2B	3B	HR	AB	BF	FO	GO	NP
NA L,0-2	1.2	4	3	3	2	0	1	1	0	0	0	0	0	0	0	0	8	11	2	2	42
JUNG	0.1	3	5	4	1	1	0	0	0	0	0	0	0	1	0	0	6	7	0	0	24
KIM Hy	1.0	8	9	0	1	1	1	1	0	0	0	0	0	0	1	0	11	13	0	2	44
CHINESE TAIPEI	IP	H	R	ER	BB	SO	WP	HB	BK	IBB	SH	SF	CI	2B	3B	HR	AB	BF	FO	GO	NP
HUANG W,1-0	3.0	0	0	0	0	3	0	0	0	0	0	0	0	0	0	0	9	9	4	2	30
CHEN M	1.0	0	0	0	0	0	0	0	0	0	0	0	0	0	0	0	3	3	2	1	10

Umpires - HP: SATO Kana (JPN) 1B: MATSUMOTO Kyoto (JPN) 2B: MOO Yee Wha (HKG) 3B: HUEN Kun Chi (HKG)
Scorers - HARDINGER Gabriele (AUT), CHENG Jenny (HKG), CHAN Cindy (HKG)
TC - CHENG John (HKG)

Start: 14:55 Time: 1:32 Attendance: 110 Weather: Sunny
Game notes: JUNG faced 5 batters in the 3rd.
Game: 11

GAME SUMMARY 12



JAPAN - INDIA



Sep 06, 2017 at Hong Kong (Sai Tso Wan)

INDIA 0 (1-3)																				
Player	AB	R	H	BI	2B	3B	HR	BB	SB	CS	HP	SH	SF	SO	IBB	KL	GDP	PO	A	E
SHARMA 3b	1	0	0	0	0	0	0	0	0	0	0	0	0	0	0	0	0	0	0	0
BHUYAN 3b	1	0	0	0	0	0	0	0	0	0	0	0	0	0	0	0	0	1	0	0
KUSUMAKAR ss	2	0	0	0	0	0	0	0	0	0	0	0	0	1	0	1	0	2	2	1
- Raj Rani cf	2	0	0	0	0	0	0	0	0	0	0	0	0	0	0	0	0	1	0	0
- Pooja dh	1	0	0	0	0	0	0	0	0	0	0	0	0	0	0	0	0	0	0	0
THAKUR c	1	0	0	0	0	0	0	0	0	0	0	0	0	0	0	0	0	0	0	0
CHAUDHARY c	0	0	0	0	0	0	0	0	0	0	0	0	0	0	0	0	0	0	0	0
GUNREDDY lf	1	0	0	0	0	0	0	0	0	0	0	0	0	1	0	0	0	0	0	1
LENKA lf	0	0	0	0	0	0	0	0	0	0	0	0	0	0	0	0	0	0	0	1
SAHOO 2b	1	0	0	0	0	0	0	0	0	0	0	0	0	0	0	0	0	2	2	0
CHITTARI rf	1	0	0	0	0	0	0	0	0	0	0	0	0	0	0	0	0	0	1	0
- Bhawna lb	1	0	0	0	0	0	0	0	0	0	0	0	0	0	0	0	0	2	0	0
BODEKAR p	0	0	0	0	0	0	0	0	0	0	0	0	0	0	0	0	0	0	0	0
DAS p	0	0	0	0	0	0	0	0	0	0	0	0	0	0	0	0	0	1	0	0
Totals.....	12	0	0	0	0	0	0	0	0	0	0	0	0	2	0	1	0	9	5	3

JAPAN 17 (5-0)																				
Player	AB	R	H	BI	2B	3B	HR	BB	SB	CS	HP	SH	SF	SO	IBB	KL	GDP	PO	A	E
HIRUTA 2b	2	2	2	0	0	0	0	0	1	0	0	0	0	0	0	0	0	1	0	0
ONO A ph/3b	2	0	1	1	0	0	0	0	0	0	0	0	0	0	0	0	0	1	1	0
YOSHII ss	4	3	2	1	0	0	0	0	0	0	0	0	0	0	0	0	0	1	1	0
WATANABE rf	2	3	2	1	1	0	0	1	0	0	0	0	0	0	0	0	0	0	0	0
OGATA dh	3	2	3	4	1	0	0	0	0	0	0	0	0	0	0	0	0	0	0	0
MITSUURA lb	3	1	0	0	0	0	0	0	0	0	0	0	0	0	0	0	0	6	0	0
ENDO c	3	1	3	3	1	0	0	0	0	0	0	0	0	0	0	0	0	1	0	0
MATSUSHIMA pr	0	1	0	0	0	0	0	0	0	0	0	0	0	0	0	0	0	0	0	0
KANEMITSU c	0	0	0	0	0	0	0	0	0	0	0	0	0	0	0	0	0	1	0	0
IKEMOTO lf/cf	3	1	1	1	1	0	0	0	0	0	0	0	0	0	0	0	0	0	0	0
ABE 3b/2b	3	1	1	0	0	0	0	0	0	0	0	0	0	0	0	0	0	0	4	0
ADACHI cf	1	1	1	1	0	0	0	0	0	0	0	0	0	0	0	0	0	1	0	0
KITAYAMA ph	1	1	1	1	1	0	0	0	0	0	0	0	0	0	0	0	0	0	0	0
TANAKA p	1	0	1	1	0	0	0	0	0	0	0	0	0	0	0	0	0	0	0	0
ONO N p	0	0	0	0	0	0	0	0	0	0	0	0	0	0	0	0	0	0	0	0
TSURU p	0	0	0	0	0	0	0	0	0	0	0	0	0	0	0	0	0	0	0	0
SUGIMOTO p/lf	0	0	0	0	0	0	0	0	0	0	0	0	0	0	0	0	0	0	0	0
Totals.....	28	17	18	14	5	0	0	1	1	0	0	0	0	0	0	0	0	12	6	0

INDIA		IP	H	R	ER	BB	SO	WP	HB	BK	IBB	SH	SF	CI	2B	3B	HR	AB	BF	FO	GO	NP
BODEKAR L,1-1		0.1	4	6	4	1	0	1	0	0	0	0	0	0	2	0	0	6	7	1	0	21
DAS		2.2	14	11	8	0	0	1	0	1	0	0	0	0	3	0	0	22	22	3	3	60
JAPAN		IP	H	R	ER	BB	SO	WP	HB	BK	IBB	SH	SF	CI	2B	3B	HR	AB	BF	FO	GO	NP
TSURU		1.0	0	0	0	0	0	0	0	0	0	0	0	0	0	0	0	3	3	2	1	11
SUGIMOTO W,1-0		1.0	0	0	0	0	1	0	0	0	0	0	0	0	0	0	0	3	3	1	1	14
TANAKA		1.0	0	0	0	0	0	0	0	0	0	0	0	0	0	0	0	3	3	0	3	10
ONO N		1.0	0	0	0	0	1	0	0	0	0	0	0	0	0	0	0	3	3	1	1	8

Umpires - HP: KIM Minseo (KOR) 1B: LEUNG Wai Hung (HKG) 2B: CHEUNG Wing Yan (HKG)
3B: ZAFAR Hussain (PAK)
Scorers - WONG Pak Wah (HKG) CHAN Cindy (HKG) WINKLER Stephanie (GER)
TC - CHENG Yi Yan John (HKG)
Start: 09:00 Time: 1:04 Attendance: 40 Weather: Partly cloudy
Game: 12

GAME SUMMARY 13

CHINESE TAIPEI – PAKISTAN

Sep 06, 2017 at Hong Kong (Sai Tso Wan)

Player	PAKISTAN 1 (0-5)																			
	AB	R	H	BI	2B	3B	HR	BB	SB	CS	HP	SH	SF	SO	IBB	KL	GDP	PO	A	E
KHAN 1b	3	1	1	0	0	0	0	0	0	0	0	0	0	0	0	0	0	2	0	0
SAIRA c	1	0	0	0	0	0	0	0	0	0	0	0	0	0	0	0	0	1	0	1
ASMA ph/3b	0	0	0	0	0	0	0	1	0	0	0	0	0	0	0	0	0	1	0	0
FAROOQ p	0	0	0	0	0	0	0	1	0	0	0	0	0	0	0	0	0	0	0	0
BASHARAT cf/lf	1	0	0	0	0	0	0	0	0	0	0	0	0	1	0	0	0	0	0	0
KHALID 3b/c	2	0	0	0	0	0	0	0	0	0	0	0	0	1	0	1	0	2	0	0
ASLAM rf	2	0	1	1	0	0	0	0	0	0	0	0	0	0	0	0	0	0	0	0
EJAZ ss/p	2	0	0	0	0	0	0	0	0	0	0	0	0	0	0	0	0	2	0	0
YOUNIS lf	1	0	0	0	0	0	0	0	0	0	0	0	0	0	0	0	0	1	0	1
LIAQAT 2b	1	0	0	0	0	0	0	0	0	0	0	0	0	0	0	0	0	0	0	0
SHAHZADI Iru cf/p	1	0	0	0	0	0	0	1	0	0	0	0	0	1	0	1	0	0	0	0
SHAHZADI Ira 2b/ss	2	0	1	0	0	0	0	0	0	0	0	0	0	0	0	0	0	0	1	0
Totals.....	16	1	3	1	0	0	0	3	0	0	0	0	0	3	0	2	0	9	1	2

Player	CHINESE TAIPEI 16 (3-1)																			
	AB	R	H	BI	2B	3B	HR	BB	SB	CS	HP	SH	SF	SO	IBB	KL	GDP	PO	A	E
TSAI H cf	2	2	1	0	0	0	0	2	3	0	0	0	0	1	0	0	0	0	1	0
HSIEH Y ss	1	2	1	3	1	0	0	1	3	0	0	0	1	0	0	0	0	1	0	0
TSAI Y 1b/3b	1	2	0	0	0	0	0	2	1	0	0	0	0	1	0	0	0	6	1	0
TU lf/c	3	2	2	4	1	0	0	0	2	0	0	0	0	0	0	0	0	1	0	0
YANG C dh	0	1	0	1	0	0	0	1	0	0	0	0	1	0	0	0	0	0	0	0
SUNG ph/dh	0	1	0	0	0	0	0	1	1	0	0	0	0	0	0	0	0	0	0	0
HSIEH W 3b	1	1	0	1	0	0	0	1	0	0	0	0	0	0	0	0	0	0	1	1
CHEN M ph/1b	1	0	0	1	0	0	0	0	0	0	0	0	0	0	0	0	0	1	0	0
WU rf	1	0	0	0	0	0	0	0	0	0	0	0	0	0	0	0	0	0	0	0
LEE L ph	1	0	0	1	0	0	0	0	0	0	0	0	0	0	0	0	0	0	0	0
YANG A rf	1	1	1	0	0	0	0	0	2	0	0	0	0	0	0	0	0	0	0	0
LIN D c	1	2	1	2	0	0	0	1	4	0	0	0	0	0	0	0	0	2	0	0
HUANG ph	1	0	1	1	0	0	0	0	2	0	0	0	0	0	0	0	0	0	0	0
LEE S lf	0	0	0	0	0	0	0	0	0	0	0	0	0	0	0	0	0	0	0	0
CHEN C 2b	0	1	0	0	0	0	0	2	3	0	0	0	0	0	0	0	0	1	4	0
TSAI M pr	0	1	0	0	0	0	0	0	0	0	0	0	0	0	0	0	0	0	0	0
SHIH 2b	1	0	0	0	0	0	0	0	0	0	0	0	0	0	0	0	0	0	0	0
LIANG p	0	0	0	0	0	0	0	0	0	0	0	0	0	0	0	0	0	0	0	0
SU p	0	0	0	0	0	0	0	0	0	0	0	0	0	0	0	0	0	0	0	0
Totals.....	15	16	7	14	2	0	0	11	21	0	0	0	2	2	0	0	0	12	7	1

PAKISTAN	IP	H	R	ER	BB	SO	WP	HB	BK	IBB	SH	SF	CI	2B	3B	HR	AB	BF	FO	GO	NP
FAROOQ L,0-3	1.0	2	7	7	5	0	2	0	0	0	0	1	0	0	0	0	4	10	3	0	46
SHAHZADI Iru	0.0	1	5	4	3	0	0	0	0	0	0	1	0	1	0	0	1	5	0	0	19
EJAZ	2.0	4	4	4	3	2	1	0	0	0	0	0	0	1	0	0	10	13	2	2	50
CHINESE TAIPEI	IP	H	R	ER	BB	SO	WP	HB	BK	IBB	SH	SF	CI	2B	3B	HR	AB	BF	FO	GO	NP
LIANG W,1-0	3.0	2	1	0	3	2	1	0	0	0	0	0	0	0	0	0	12	15	0	7	57
SU	1.0	1	0	0	0	1	0	0	0	0	0	0	0	0	0	0	4	4	1	1	13

Umpires - HP: MATSUMOTO Kyoto (JPN) 1B: JEON Mun Sook (KOR) 2B: CHAN Yat Chung (HKG) 3B: Charanjit Singh (IND)
 Scorers: WINKLER Stephanie (GER), HARDINGER Gabriele (AUT), CHAN Cindy (HKG)
 TC: HWANG Donghoon (KOR)
 Start: 12:00 Time: 1:35 Attendance: 40 Weather: Sunny
 Game notes: FAROOQ faced 3 batters in the 2nd. SHAHZADI Iru faced 5 batters in the 2nd.
 Game: 13

GAME SUMMARY 14

HONG KONG – SOUTH KOREA



Sep 06, 2017 at Hong Kong (Sai Tso Wan)

SOUTH KOREA 9 (3-2)

Player	AB	R	H	BI	2B	3B	HR	BB	SB	CS	HP	SH	SF	SO	IBB	KL	GDP	PO	A	E
HWANG rf	1	0	0	0	0	0	0	1	2	0	0	0	0	1	0	0	0	1	0	0
KIM J ph/rf	3	0	2	1	2	0	0	0	0	0	0	0	0	1	0	0	0	2	0	0
WON 1b	2	1	1	0	0	0	0	1	1	0	1	0	0	0	0	0	0	4	2	0
HAN 1b	1	0	0	0	0	0	0	0	0	0	0	0	0	1	0	1	0	1	0	0
YEOM 3b	2	0	0	1	0	0	0	1	0	0	0	0	1	0	0	0	0	4	1	0
HONG dh	1	2	0	0	0	0	0	1	0	1	1	1	0	1	0	0	0	0	0	0
GIM lf	4	2	3	0	0	0	0	0	1	0	0	0	0	0	0	0	0	2	0	0
KIM R c	3	1	2	1	0	0	0	1	0	0	0	0	0	0	0	0	0	3	0	0
NA ss	3	2	1	1	0	0	0	1	1	0	0	0	0	0	0	0	0	1	1	0
SHIN J cf	3	1	2	4	1	0	0	1	0	1	0	0	0	0	0	0	0	1	0	0
KIM T 2b	1	0	0	0	0	0	0	0	0	1	3	0	0	1	0	0	0	2	1	0
KIM He p	0	0	0	0	0	0	0	0	0	0	0	0	0	0	0	0	0	0	0	0
LEE M p	0	0	0	0	0	0	0	0	0	0	0	0	0	0	0	0	0	0	1	1
Totals.....	24	9	11	8	3	0	0	7	5	3	5	1	1	5	0	1	0	21	6	1

HONG KONG 4 (2-3)

Player	AB	R	H	BI	2B	3B	HR	BB	SB	CS	HP	SH	SF	SO	IBB	KL	GDP	PO	A	E
CHEUNG W 2b	4	1	2	0	1	0	0	0	0	0	0	0	0	0	0	0	0	1	0	0
LAW 3b	1	0	0	0	0	0	0	0	0	0	0	0	0	0	0	0	0	1	0	2
KWAN lf	3	0	2	1	0	0	0	0	2	0	0	0	0	0	0	0	0	1	1	0
LAU T ss	4	0	2	0	0	0	0	0	1	0	0	0	0	0	0	0	0	3	2	0
LUI dh	4	1	1	0	0	0	0	0	0	0	0	0	0	0	0	0	0	0	0	0
LAU J c	3	1	2	0	0	0	0	1	0	0	0	0	0	0	0	0	0	7	3	0
MUI rf	4	1	1	0	0	0	0	0	0	0	0	0	0	1	0	0	0	1	0	0
YEUNG 1b	4	0	1	0	0	0	0	0	0	0	0	0	0	0	0	0	0	4	0	0
CHEUK lf/3b	3	0	1	3	1	0	0	0	0	0	0	0	0	0	0	0	0	1	4	0
CHEUNG T cf	2	0	0	0	0	0	0	0	0	0	0	0	0	0	0	0	0	2	0	0
TSE ph/cf	1	0	0	0	0	0	0	0	0	0	0	0	0	0	0	0	0	0	0	0
LAM p	0	0	0	0	0	0	0	0	0	0	0	0	0	0	0	0	0	0	0	0
HUNG p	0	0	0	0	0	0	0	0	0	0	0	0	0	0	0	0	0	0	4	0
Totals.....	33	4	12	4	2	0	0	1	3	0	0	0	0	1	0	0	0	21	14	2

SOUTH KOREA	IP	H	R	ER	BB	SO	WP	HB	BK	IBB	SH	SF	CI	2B	3B	HR	AB	BF	FO	GO	NP
KIM He W,2-0	4.0	7	4	4	0	1	0	0	0	0	0	0	0	1	0	0	19	19	7	4	63
LEE M S,1	3.0	5	0	0	1	0	1	0	0	0	0	0	0	1	0	0	14	15	6	3	46
HONG KONG	IP	H	R	ER	BB	SO	WP	HB	BK	IBB	SH	SF	CI	2B	3B	HR	AB	BF	FO	GO	NP
LAM L,0-1	1.0	3	5	1	3	0	1	2	0	0	0	1	0	0	0	0	3	9	1	0	35
HUNG	6.0	8	4	4	4	5	0	3	0	0	1	0	0	3	0	0	21	29	4	5	108

Umpires - HP: LIU Po Chun (TPE) 1B: WANG Show Ling (TPE) 2B: SATO Kana (JPN) 3B: IP Ho Yin (HKG)

Scorers - HARDINGER Gabriele (AUT), CHENG Wai Man (HKG), WONG Pak Wah (HKG)

TCs - SHIMIZU Nobuko (JPN)

Start: 15:00 Time: 2:33 Attendance: 120 Weather: Partly cloudy

Game notes: LAM faced 1 batter in the 2nd. KIM He faced 1 batter in the 5th.

Game: 14

GAME SUMMARY 15



CHINESE TAIPEI – INDIA PAKISTAN



Sep 07, 2017 at Hong Kong (Sai Tso Wan)

INDIA 0 (1-4)

Player	AB	R	H	BI	2B	3B	HR	BB	SB	CS	HP	SH	SF	SO	IBB	KL	GDP	PO	A	E
BHUYAN 3b	2	0	0	0	0	0	0	0	0	0	0	0	0	1	0	1	0	0	0	0
KUSUMAKAR ss	2	0	0	0	0	0	0	0	0	0	0	0	0	0	0	0	0	2	2	0
- Raj Rani cf	2	0	1	0	0	0	0	0	0	0	0	0	0	0	0	0	0	3	0	0
- Ramandeep dh	1	0	0	0	0	0	0	0	0	0	0	0	0	1	0	0	0	0	0	0
BODEKAR p	0	0	0	0	0	0	0	0	0	0	0	0	0	0	0	0	0	0	1	2
PUNEKAR p	1	0	0	0	0	0	0	0	0	0	0	0	0	1	0	1	0	1	1	0
LENKA p	0	0	0	0	0	0	0	0	0	0	0	0	0	0	0	0	0	0	0	0
CHAUDHARY c	2	0	0	0	0	0	0	0	0	0	0	0	0	1	0	0	0	1	1	0
CHOUHAN lf	0	0	0	0	0	0	0	0	0	0	0	0	0	0	0	0	0	0	0	0
- Pooja lf	1	0	0	0	0	0	0	0	0	0	0	0	0	0	0	0	0	0	0	0
SAHOO 2b	1	0	0	0	0	0	0	0	0	0	0	0	0	1	0	0	0	0	1	0
CHITTARI rf	2	0	0	0	0	0	0	0	0	0	0	0	0	0	0	0	0	1	0	0
- Bhawna lb	2	0	0	0	0	0	0	0	0	0	0	0	0	1	0	0	0	6	0	0
DAS p/lf	1	0	0	0	0	0	0	0	0	0	0	0	0	0	0	0	0	0	0	0
Totals.....	17	0	1	0	0	0	0	0	0	0	0	0	0	6	0	2	0	14	6	2

CHINESE TAIPEI 10 (4-1)

Player	AB	R	H	BI	2B	3B	HR	BB	SB	CS	HP	SH	SF	SO	IBB	KL	GDP	PO	A	E
TSAI H cf	2	1	0	0	0	0	0	0	2	0	1	0	0	0	0	0	0	0	0	0
TSAI Y lb	1	1	0	0	0	0	0	1	1	0	0	0	0	1	0	1	0	6	0	0
LIN T ph/lb	1	0	0	0	0	0	0	0	0	0	0	0	0	0	0	0	0	1	0	0
SHIH 2b	1	3	1	0	0	0	0	2	3	0	0	0	0	0	0	0	0	2	1	0
TU lf	3	2	2	2	1	0	0	0	3	0	0	0	0	0	0	0	0	0	0	0
YANG C ss	2	0	0	3	0	0	0	0	0	0	0	0	1	0	0	0	0	0	0	1
SUNG dh	1	0	0	1	0	0	0	1	0	1	0	0	1	0	0	0	0	0	0	0
HSIEH W 3b	1	0	0	0	0	0	0	0	0	0	0	0	0	0	0	0	0	0	3	0
CHEN M ph/3b	1	1	1	0	0	0	0	0	1	0	0	0	0	0	0	0	0	1	0	0
LIN D c	2	1	2	1	1	0	0	0	0	0	0	0	0	0	0	0	0	5	1	0
LEE S pr/c	0	1	0	0	0	0	0	0	2	0	0	0	0	0	0	0	0	0	0	1
YANG A rf	1	0	0	2	0	0	0	0	0	0	0	0	1	0	0	0	0	0	0	0
HSIEH Y p	0	0	0	0	0	0	0	0	0	0	0	0	0	0	0	0	0	0	1	0
HUANG p	0	0	0	0	0	0	0	0	0	0	0	0	0	0	0	0	0	0	1	0
Totals.....	16	10	6	9	2	0	0	4	12	1	1	0	3	1	0	1	0	15	7	2

INDIA	IP	H	R	ER	BB	SO	WP	HB	BK	IBB	SH	SF	CI	2B	3B	HR	AB	BF	FO	GO	NP
DAS L,0-2	0.0	0	1	1	0	0	0	1	0	0	0	0	0	0	0	0	0	1	0	0	4
BODEKAR	2.0	2	5	4	4	1	1	0	0	0	0	0	0	2	0	0	7	11	1	3	52
PUNEKAR	2.0	4	4	4	0	0	0	0	1	0	0	1	0	0	0	0	9	10	3	3	45
LENKA	0.2	0	0	0	0	0	0	0	0	0	0	2	0	0	0	0	0	2	2	0	6

CHINESE TAIPEI	IP	H	R	ER	BB	SO	WP	HB	BK	IBB	SH	SF	CI	2B	3B	HR	AB	BF	FO	GO	NP
HSIEH Y W,1-1	4.0	1	0	0	0	6	0	0	0	0	0	0	0	0	0	0	14	14	1	5	40
HUANG	1.0	0	0	0	0	0	0	0	0	0	0	0	1	0	0	0	3	4	2	1	12

Umpires - HP: MOO Yee Wah E (HKG) 1B: KIM Minseo (KOR) 2B: HUEN Kun Chi (HKG) 3B: SATO Kana (JPN)

Scorers - WINKLER Stephanie (GER), CHENG Wai Man (HKG), HARDINGER Gabriele (AUT)
TC - DONGWHOON Hwang (KOR)

Start: 9:00 Time: 1:25 Attendance: 50 Weather: Sunny

Game notes: DAS faced 1 batter in the 1st. BODEKAR faced 2 batters in the 3rd. PUNEKAR faced 2 batters in the 5th. Game: 15

INDIVIDUAL OVERALL STATISTICS

BATTING LEADERS

Player	AVG	GP-GS	AB	R	H	2B	3B	HR	RBI	TB	SLG%	BB	HBP	SO	GDP	OB%	SF	SH	SB-ATT
CHEUNG Wai Yee Viv, HKG....	.588	5-5	17	7	10	3	0	0	3	13	.765	3	0	0	0	.650	0	0	4-4
HSIEH Yu Ying, TPE.....	.583	5-5	12	6	7	4	0	0	6	11	.917	1	0	1	0	.571	1	0	6-6
HIRUTA Natsuki, JPN.....	.571	5-5	14	7	8	0	0	0	4	8	.571	1	0	1	0	.600	0	0	4-4
TU Yu Chuan, TPE.....	.500	5-5	14	8	7	3	0	0	9	10	.714	1	0	1	0	.533	0	1	9-9
YANG Chia Hui, TPE.....	.455	5-5	11	6	5	2	0	0	7	7	.636	1	0	1	0	.429	2	1	2-2
LAU Tsz Chin, HKG.....	.438	5-5	16	4	7	1	0	0	2	8	.500	1	0	0	0	.471	0	1	6-6
LAU Janice Chi Kay, HKG....	.385	5-5	13	5	5	1	0	0	2	6	.462	4	0	3	0	.529	0	0	1-1
YOSHII Harue, JPN.....	.364	5-4	11	6	4	0	0	0	3	4	.364	1	0	0	0	.417	0	2	1-1
YEUNG Kit Ling, HKG.....	.353	5-5	17	2	6	0	0	0	3	6	.353	0	0	1	0	.353	0	1	1-1
LUI Chee Ar, HKG.....	.353	5-5	17	6	6	1	0	0	1	7	.412	2	0	2	0	.421	0	0	2-3
MUI Wing Ki, HKG.....	.333	5-5	15	6	5	2	1	0	4	9	.600	1	0	2	0	.353	1	0	0-0
- Raj Rani, IND.....	.308	5-5	13	1	4	0	0	0	2	4	.308	2	0	0	0	.400	0	0	1-1
KHAN Humaira, PAK.....	.286	5-5	14	3	4	0	0	0	0	4	.286	0	0	0	0	.286	0	0	0-1
TSAI Hsing Yeh, TPE.....	.273	5-5	11	7	3	1	1	0	4	6	.545	3	2	0	0	.529	0	0	8-8
WON Hyeryeon, KOR.....	.273	5-4	11	4	3	1	0	0	2	4	.364	2	1	0	0	.400	1	0	1-1
KUSUMAKAR Mona, IND.....	.143	5-5	14	1	2	0	0	0	1	2	.143	0	1	1	1	.200	0	0	3-3

LIN Dan Lei, TPE.....	1.000	3-2	3	3	3	1	0	0	3	4	1.333	1	0	0	0	1.000	0	0	4-4
TANAKA Shiori, JPN.....	1.000	2-1	1	0	1	0	0	0	1	1	1.000	0	0	0	0	1.000	0	0	0-0
ONO Nanami, JPN.....	1.000	3-0	1	0	1	0	0	0	0	1	1.000	0	0	0	0	1.000	0	0	0-0
MATSUSHIMA Runa, JPN.....	1.000	4-0	1	2	1	0	0	0	0	1	1.000	0	0	0	0	1.000	0	0	0-0
ADACHI Ruri, JPN.....	.750	4-3	4	4	3	0	0	0	1	3	.750	0	0	0	0	.750	0	1	2-3
OGATA Yuka, JPN.....	.727	4-4	11	4	8	2	0	0	7	10	.909	0	0	0	0	.727	0	0	0-0
WATANABE Nana, JPN.....	.700	4-4	10	4	7	2	0	0	3	9	.900	2	0	0	0	.692	1	0	1-2
IKEMOTO Ayuri, JPN.....	.667	4-3	9	5	6	1	0	0	4	7	.778	0	0	0	0	.667	0	0	1-1
KIM Hyeli, KOR.....	.667	3-1	3	3	2	0	0	0	2	2	.667	1	0	0	0	.750	0	0	2-2
CHEN Chien Fan, TPE.....	.667	3-2	3	5	2	1	0	0	3	3	1.000	3	1	0	0	.857	0	0	5-5
LEE Shih Yun, TPE.....	.625	5-3	8	5	5	0	0	0	2	5	.625	2	0	0	0	.636	1	0	4-4
GIM Hyungyung, KOR.....	.583	5-4	12	4	7	1	1	0	3	10	.833	0	1	0	0	.615	0	0	3-3
CHEUNG Tan Lee Dan, HKG....	.571	5-4	7	3	4	2	0	0	4	6	.857	2	1	1	0	.700	0	0	1-1
TSAI Ya Ling, TPE.....	.556	5-3	9	5	5	0	0	0	3	5	.556	4	0	2	0	.692	0	0	2-2
SHIN Jeongeun, KOR.....	.500	5-3	6	4	3	1	0	0	6	4	.667	3	0	1	0	.667	0	0	5-7
HONG Eun-Jung, KOR.....	.500	4-3	6	4	3	0	0	0	3	3	.500	1	1	2	0	.556	1	1	2-3
HIMENO Mayu, JPN.....	.500	3-1	4	1	2	0	0	0	2	2	.500	0	0	0	0	.500	0	0	0-0
LIN Ting Chun, TPE.....	.500	2-1	2	0	1	0	0	0	0	1	.500	0	0	0	0	.500	0	0	0-0
LEUNG Ka Yan, HKG.....	.500	1-1	2	0	1	1	0	0	1	2	1.000	0	0	1	0	.500	0	0	0-0
CHEN Min Hua, TPE.....	.500	3-0	2	1	1	0	0	0	1	1	.500	0	0	0	0	.500	0	0	1-1
ENDO Kanako, JPN.....	.455	4-4	11	4	5	1	0	0	6	6	.545	2	0	0	0	.538	0	0	2-3
ONO Ayumi, JPN.....	.429	4-3	7	2	3	0	0	0	3	3	.429	1	0	0	0	.500	0	0	1-1
KIM Rakyung, KOR.....	.400	4-4	10	2	4	0	1	0	2	6	.600	1	1	0	0	.500	0	0	3-3
CHEUK Woon Yee Sin, HKG....	.400	5-4	10	3	4	2	0	0	7	6	.600	0	0	1	0	.400	0	0	0-0
NA Dooree, KOR.....	.400	4-3	5	4	2	0	0	0	2	2	.400	2	0	1	0	.571	0	0	1-1
DAS Shweta, IND.....	.400	5-4	5	2	2	0	0	0	1	2	.400	0	0	0	0	.400	0	0	1-1
KITAYAMA Miku, JPN.....	.400	4-2	5	3	2	1	0	0	4	3	.600	1	1	0	0	.571	0	2	0-0
KIM Jihye, KOR.....	.375	5-3	8	3	3	2	0	0	2	5	.625	2	0	4	0	.500	0	0	2-2
- Pooja, IND.....	.375	4-3	8	1	3	0	0	0	1	3	.375	1	0	1	0	.444	0	0	2-2
LAW Ka Man Evelyn, HKG....	.375	4-2	8	1	3	0	0	0	1	3	.375	0	0	1	0	.375	0	0	0-0
KWAN Man Hoi, HKG.....	.364	5-2	11	2	4	0	0	0	3	4	.364	0	0	0	0	.364	0	0	2-2
HUANG Chiao Yun, TPE.....	.333	5-3	6	3	2	1	0	0	4	3	.500	1	0	0	0	.375	1	0	3-3
HWANG Se Won, KOR.....	.333	4-3	6	3	2	0	0	0	2	2	.333	2	0	1	0	.500	0	0	3-3
HAN Jiyeon, KOR.....	.333	4-3	6	1	2	0	0	0	0	2	.333	0	0	2	1	.333	0	0	1-1
KIM Narae, KOR.....	.333	3-1	3	2	1	0	0	0	2	1	.333	1	0	0	0	.500	0	0	1-1
ASLAM Kanwal, PAK.....	.333	2-2	3	0	1	0	0	0	1	1	.333	0	0	0	0	.333	0	0	0-0
KHALID Iram, PAK.....	.300	5-5	10	1	3	0	0	0	0	3	.300	0	0	3	0	.300	0	0	0-2
ABE Nozomi, JPN.....	.300	5-4	10	4	3	0	0	0	1	3	.300	1	0	0	0	.364	0	1	1-1
SHARMA Chetna, IND.....	.286	3-1	7	1	2	0	0	0	2	2	.286	0	0	0	0	.286	0	0	1-1
TSE Cheuk Lam Andr, HKG....	.286	5-2	7	1	2	0	0	0	0	2	.286	0	0	1	0	.286	0	1	1-2
- Bhawna, IND.....	.273	5-5	11	2	3	2	0	0	1	5	.455	1	1	2	1	.385	0	0	0-0
CHITTARI CHANDHU P, IND....	.250	5-5	12	1	3	1	0	0	1	4	.333	0	0	0	0	.250	0	0	2-2
MITSUURA Sakura, JPN.....	.250	5-5	12	3	3	1	0	0	3	4	.333	1	0	0	1	.308	0	0	2-2
HSIEH Wen Ching, TPE.....	.250	5-5	8	3	2	0	0	0	3	2	.250	1	0	1	0	.333	0	0	1-1
CHAUDHARY Manisha, IND....	.250	5-3	8	1	2	0	0	0	2	2	.250	2	0	1	0	.400	0	0	2-2
FUNG Siu Ping Emil, HKG....	.250	4-0	4	0	1	0	0	0	1	1	.250	0	0	1	0	.250	0	0	0-0
- Ramandeep Kaur, IND.....	.250	2-2	4	0	1	0	0	0	0	1	.250	0	0	2	0	.250	0	0	0-0
SHAHZADI Irum, PAK.....	.250	4-4	4	0	1	0	0	0	0	1	.250	3	0	2	0	.571	0	0	2-3
FAROOQ Azra, PAK.....	.250	4-4	4	1	1	0	0	0	1	1	.250	2	0	1	0	.500	0	0	0-0
NAYYAB Fariha, PAK.....	.250	3-3	4	0	1	1	0	0	3	2	.500	0	0	1	0	.200	1	0	0-0
YANG An Chi, TPE.....	.250	4-2	4	1	1	0	0	0	2	1	.250	0	0	1	0	.200	1	0	2-2
SHAHZADI Iram, PAK.....	.250	4-2	4	0	1	0	0	0	0	1	.250	1	0	0	0	.400	0	0	0-0
SATRA, PAK.....	.200	5-5	10	2	2	0	0	0	0	2	.200	1	0	1	0	.273	0	0	0-0
SUGIMOTO Mina, JPN.....	.167	4-2	6	2	1	1	0	0	2	2	.333	0	0	0	0	.143	1	0	1-1
YOUNIS Uzma, PAK.....	.167	5-4	6	0	1	0	0	0	0	1	.167	0	0	1	0	.167	0	0	0-0
CHOI Eunjin, KOR.....	.167	3-3	6	1	1	0	0	0	2	1	.167	0	0	0	0	.167	0	0	0-0
YEOM Heera, KOR.....	.143	5-5	7	3	1	0	0	0	2	1	.143	4	0	0	0	.417	1	0	4-4
EJAZ Ayesha, PAK.....	.143	5-5	7	0	1	0	0	0	1	1	.143	1	0	0	0	.250	0	0	1-1
SHIH Wan Ting, TPE.....	.143	5-3	7	3	1	0	0	0	0	1	.143	2	0	2	0	.333	0	0	3-3
BHUYAN Geeta, IND.....	.125	5-4	8	3	1	0	0	0	0	1	.125	0	1	2	0	.222	0	0	0-0
GUNREDDY Sai Asrit, IND....	.125	4-4	8	0	1	0	0	0	1	1	.125	0	0	3	0	.125	0	0	0-0
KANEMITSU Ririna, JPN.....	.125	5-2	8	2	1	1	0	0	1	2	.250	0	0	0	0	.125	0	0	2-2

Player	AVG	GP-GS	AB	R	H	2B	3B	HR	RBI	TB	SLG%	BB	HBP	SO	GDP	OB%	SF	SH	SB-ATT
BIBI Sadia, PAK.....	.000	4-4	7	0	0	0	0	0	0	0	.000	0	0	4	0	.000	0	0	0-0
SAHOO Binu, IND.....	.000	5-4	6	1	0	0	0	0	0	0	.000	2	0	2	0	.250	0	0	0-0
LIAQAT Rabia, PAK.....	.000	5-4	5	0	0	0	0	0	0	0	.000	3	0	3	0	.375	0	0	0-0
KIM Tae Yeon, KOR.....	.000	4-3	5	0	0	0	0	0	0	0	.000	0	4	1	0	.444	0	0	1-2
SUNG Shih Han, TPE.....	.000	4-3	5	1	0	0	0	0	1	0	.000	3	0	1	0	.333	1	0	2-3
YANG Insuk, KOR.....	.000	3-1	4	2	0	0	0	0	0	0	.000	1	0	1	0	.200	0	0	2-2
BASHARAT Masooma, PAK.....	.000	5-1	3	0	0	0	0	0	0	0	.000	0	0	2	0	.000	0	0	0-0
LENKA Rupashi, IND.....	.000	4-1	3	0	0	0	0	0	0	0	.000	0	0	0	1	.000	0	0	0-0
THAKUR Sheetal, IND.....	.000	2-2	3	0	0	0	0	0	0	0	.000	1	0	1	0	.250	0	0	0-0
WU Chi Hsuan, TPE.....	.000	3-1	3	2	0	0	0	0	1	0	.000	1	0	0	0	.250	0	0	2-2
ASMA, PAK.....	.000	3-0	2	0	0	0	0	0	0	0	.000	1	0	1	0	.333	0	0	0-0
SHIN Nuri, KOR.....	.000	1-1	2	0	0	0	0	0	0	0	.000	0	0	1	0	.000	0	0	0-0
LEE Miran, KOR.....	.000	4-2	2	0	0	0	0	0	0	0	.000	0	0	1	0	.000	0	0	0-0
KIM Chaewon, KOR.....	.000	2-1	2	1	0	0	0	0	0	0	.000	1	0	0	0	.333	0	0	1-1
LEE Li Li, TPE.....	.000	1-0	1	0	0	0	0	0	1	0	.000	0	0	0	0	.000	0	0	0-0
PUNEKAR Reshma Shi, IND....	.000	1-0	1	0	0	0	0	0	0	0	.000	0	0	1	0	.000	0	0	0-0
AU Kit Yi Kitty, HKG.....	.000	1-0	0	0	0	0	0	0	0	0	.000	0	0	0	0	.000	0	0	0-0
LAM Yee Wan, HKG.....	.000	3-2	0	0	0	0	0	0	0	0	.000	0	0	0	0	.000	0	0	0-0
ODAJIMA Mami, JPN.....	.000	2-0	0	0	0	0	0	0	0	0	.000	0	0	0	0	.000	0	0	0-0
IMAI Hana, JPN.....	.000	2-1	0	0	0	0	0	0	0	0	.000	0	0	0	0	.000	0	0	0-0
AU Ho Ying, HKG.....	.000	2-1	0	0	0	0	0	0	0	0	.000	0	0	0	0	.000	0	0	0-0
JUNG Hyemin, KOR.....	.000	3-0	0	0	0	0	0	0	0	0	.000	0	0	0	0	.000	0	0	0-0
NG Wing Hin, HKG.....	.000	2-0	0	0	0	0	0	0	0	0	.000	0	0	0	0	.000	0	0	0-1
BODEKAR GIRIJA Sun, IND....	.000	3-1	0	0	0	0	0	0	0	0	.000	0	0	0	0	.000	0	0	0-0
KIM Heejin, KOR.....	.000	2-2	0	0	0	0	0	0	0	0	.000	0	0	0	0	.000	0	0	0-0
HUNG Yik Shan, HKG.....	.000	3-2	0	0	0	0	0	0	0	0	.000	0	0	0	0	.000	0	0	0-0
SU Ya Ling, TPE.....	.000	1-0	0	0	0	0	0	0	0	0	.000	0	0	0	0	.000	0	0	0-0
TSURU Asaka, JPN.....	.000	3-2	0	0	0	0	0	0	0	0	.000	0	0	0	0	.000	0	0	0-0
HO Tsz Wai, HKG.....	.000	1-0	0	0	0	0	0	0	0	0	.000	0	0	0	0	.000	0	0	0-0
FAN Tak Kwan, HKG.....	.000	1-0	0	0	0	0	0	0	0	0	.000	0	0	0	0	.000	0	0	0-0
LIANG Yung Chu, TPE.....	.000	1-1	0	0	0	0	0	0	0	0	.000	0	0	0	0	.000	0	0	0-0
CHOUHAN Soniya Sin, IND....	.000	1-1	0	0	0	0	0	0	0	0	.000	0	0	0	0	.000	0	0	0-0
TSAI Ming Chen, TPE.....	.000	1-0	0	1	0	0	0	0	0	0	.000	0	0	0	0	.000	0	0	0-0

CI - LEE S TPE 1, KHALID PAK 1.

INDIVIDUAL OVERALL STATISTICS

BATTING ANALYSIS LEADERS

Player	vs Left			vs Right			w/Runners On			w/Bases Empty			w/Bases Loaded			Rch as Rch	as Leadoff Ops Pct	Fly Out	Gnd Out	Fly/Gnd	
	H	AB	Avg	H	AB	Avg	H	AB	Avg	H	AB	Avg	H	AB	Avg						
ONO A JPN.....	1	1	1.000	2	6	.333	3	7	.429	0	0	---	0	0	---	1	1	1.000	2	1	2.0
YANG A TPE.....	0	2	.000	1	2	.500	0	2	.000	1	2	.500	0	0	---	0	1	.000	1	2	0.5
ABE JPN.....	1	3	.333	2	7	.286	1	7	.143	2	3	.667	0	0	---	3	4	.750	3	4	0.8
ADACHI JPN.....	1	2	.500	2	2	1.000	1	2	.500	2	2	1.000	0	0	---	1	1	1.000	0	2	0.0
ASLAM PAK.....	0	1	.000	1	2	.500	1	2	.500	0	1	.000	0	0	---	0	0	---	0	2	0.0
ASMA PAK.....	0	0	---	0	2	.000	0	0	---	0	2	.000	0	0	---	0	0	---	1	0	99.9
BASHARAT PAK.....	0	0	---	0	3	.000	0	2	.000	0	1	.000	0	0	---	0	1	.000	0	1	0.0
- Bhawna IND.....	0	3	.000	3	8	.375	2	6	.333	1	5	.200	1	2	.500	1	3	.333	2	4	0.5
BHUYAN IND.....	1	2	.500	0	6	.000	0	1	.000	1	7	.143	0	0	---	1	4	.250	2	3	0.7
BIBI PAK.....	0	1	.000	0	6	.000	0	4	.000	0	3	.000	0	0	---	0	1	.000	2	1	2.0
CHEN C TPE.....	0	0	---	2	3	.667	2	2	1.000	0	1	.000	1	1	1.000	0	0	---	0	1	0.0
KIM C KOR.....	0	0	---	0	2	.000	0	1	.000	0	1	.000	0	0	---	0	0	---	2	0	99.9
YANG C TPE.....	2	3	.667	3	8	.375	3	6	.500	2	5	.400	0	0	---	2	3	.667	4	3	1.3
CHAUDHARY IND.....	0	0	---	2	8	.250	1	4	.250	1	4	.250	0	1	.000	1	1	1.000	2	3	0.7
CHEUK HKG.....	0	0	---	4	10	.400	3	5	.600	1	5	.200	1	1	1.000	0	3	.000	2	3	0.7
CHITTARI IND.....	0	5	.000	3	7	.429	1	3	.333	2	9	.222	0	1	.000	0	3	.000	3	6	0.5
CHOI KOR.....	0	1	.000	1	5	.200	1	3	.333	0	3	.000	0	0	---	0	1	.000	2	3	0.7
LIN D TPE.....	0	0	---	3	3	1.000	2	2	1.000	1	1	1.000	0	0	---	1	1	1.000	0	0	0.0
DAS IND.....	0	0	---	2	5	.400	2	3	.667	0	2	.000	0	1	.000	0	2	.000	2	1	2.0
EJAZ PAK.....	0	0	---	1	7	.143	1	4	.250	0	3	.000	1	2	.500	0	2	.000	1	5	0.2
ENDO JPN.....	0	1	.000	5	10	.500	3	6	.500	2	5	.400	0	2	.000	1	2	.500	1	4	0.2
FAROOQ PAK.....	0	0	---	1	4	.250	1	2	.500	0	2	.000	0	0	---	0	0	---	1	1	1.0
FUNG HKG.....	0	1	.000	1	3	.333	1	4	.250	0	0	---	0	0	---	0	0	---	1	1	1.0
GIM KOR.....	0	1	.000	7	11	.636	6	8	.750	1	4	.250	0	0	---	0	1	.000	2	3	0.7
GUNREDDY IND.....	0	3	.000	1	5	.200	1	4	.250	0	4	.000	0	1	.000	0	2	.000	3	1	3.0
TSAI H TPE.....	0	2	.000	3	9	.333	2	6	.333	1	5	.200	0	1	.000	3	4	.750	1	5	0.2
HAN KOR.....	0	1	.000	2	5	.400	0	2	.000	2	4	.500	0	0	---	2	2	1.000	1	1	1.0
HIMENO JPN.....	0	0	---	2	4	.500	1	3	.333	1	1	1.000	1	2	.500	1	1	1.000	1	1	1.0
HIRUTA JPN.....	2	3	.667	6	11	.545	6	9	.667	2	5	.400	0	0	---	2	5	.400	2	3	0.7
HONG KOR.....	0	0	---	3	6	.500	2	4	.500	1	2	.500	0	0	---	1	1	1.000	1	2	0.5
HUANG TPE.....	0	1	.000	2	5	.400	2	5	.400	0	1	.000	0	0	---	0	0	---	2	2	1.0
HWANG KOR.....	0	1	.000	2	5	.400	2	4	.500	0	2	.000	0	0	---	1	2	.500	3	0	99.9
KIM Hy KOR.....	0	0	---	2	3	.667	2	3	.667	0	0	---	0	0	---	0	0	---	0	0	0.0
IKEMOTO JPN.....	1	1	1.000	5	8	.625	6	9	.667	0	0	---	1	1	1.000	0	0	---	2	1	2.0
SHAHZADI Ira PAK.....	1	1	1.000	0	3	.000	0	3	.000	1	1	1.000	0	0	---	0	0	---	0	2	0.0
SHAHZADI Iru PAK.....	0	2	.000	1	2	.500	1	2	.500	0	2	.000	0	0	---	2	2	1.000	0	1	0.0
KIM J KOR.....	0	1	.000	3	7	.429	2	4	.500	1	4	.250	0	1	.000	0	1	.000	1	0	99.9
LAU J HKG.....	1	1	1.000	4	12	.333	4	7	.571	1	6	.167	0	0	---	1	5	.200	3	2	1.5
SHIN J KOR.....	0	1	.000	3	5	.600	3	4	.750	0	2	.000	0	0	---	0	1	.000	1	0	99.9
KANEMITSU JPN.....	1	5	.200	0	3	.000	0	5	.000	1	3	.333	0	1	.000	1	2	.500	3	3	1.0
KHALID PAK.....	0	1	.000	3	9	.333	0	4	.000	3	6	.500	0	0	---	0	1	.000	2	2	1.0
KHAN PAK.....	0	3	.000	4	11	.364	0	3	.000	4	11	.364	0	0	---	5	9	.556	1	6	0.2
KITAYAMA JPN.....	1	1	1.000	1	4	.250	2	3	.667	0	2	.000	0	0	---	0	1	.000	2	3	0.7
KUSUMAKAR IND.....	0	3	.000	2	11	.182	2	8	.250	0	6	.000	0	1	.000	0	0	---	3	5	0.6
KWAN HKG.....	0	1	.000	4	10	.400	4	7	.571	0	4	.000	1	1	1.000	0	2	.000	2	4	0.5
LEE L TPE.....	0	0	---	0	1	.000	0	1	.000	0	0	---	0	1	.000	0	0	---	0	1	0.0
LAW HKG.....	1	2	.500	2	6	.333	2	6	.333	1	2	.500	0	0	---	0	0	---	2	2	1.0
LENKA IND.....	0	1	.000	0	2	.000	0	2	.000	0	1	.000	0	0	---	0	0	---	0	3	0.0
LEUNG HKG.....	0	0	---	1	2	.500	1	2	.500	0	0	---	0	0	---	0	0	---	0	0	0.0
LIAQAT PAK.....	0	2	.000	0	3	.000	0	1	.000	0	4	.000	0	0	---	0	3	.000	2	0	99.9
LUI HKG.....	0	1	.000	6	16	.375	4	13	.308	2	4	.500	0	0	---	2	4	.500	6	2	3.0
CHEN M TPE.....	0	0	---	1	2	.500	0	1	.000	1	1	1.000	0	0	---	1	1	1.000	0	1	0.0
LEE M KOR.....	0	1	.000	0	1	.000	0	0	---	0	2	.000	0	0	---	0	2	.000	0	1	0.0
MATSUSHIMA JPN.....	0	0	---	1	1	1.000	1	1	1.000	0	0	---	0	0	---	0	0	---	0	0	0.0
MITSUURA JPN.....	0	3	.000	3	9	.333	2	10	.200	1	2	.500	0	0	---	1	1	1.000	6	1	6.0
MUI HKG.....	0	1	.000	5	14	.357	3	9	.333	2	6	.333	0	1	.000	0	1	.000	4	5	0.8
KIM N KOR.....	0	0	---	1	3	.333	1	3	.333	0	0	---	0	0	---	0	0	---	0	2	0.0
ONO N JPN.....	0	0	---	1	1	1.000	0	0	---	1	1	1.000	0	0	---	1	1	1.000	0	0	0.0
SHIN N KOR.....	0	0	---	0	2	.000	0	1	.000	0	1	.000	0	0	---	0	1	.000	0	1	0.0
NA KOR.....	0	0	---	2	5	.400	2	5	.400	0	0	---	2	2	1.000	0	0	---	1	1	1.0
NAYYAB PAK.....	0	1	.000	1	3	.333	1	1	1.000	0	3	.000	0	0	---	1	3	.333	1	1	1.0
OGATA JPN.....	2	3	.667	6	8	.750	6	8	.750	2	3	.667	1	2	.500	0	1	.000	1	2	0.5
- Pooja IND.....	0	2	.000	3	6	.500	1	2	.500	2	6	.333	0	0	---	2	6	.333	1	3	0.3
PUNEKAR IND.....	0	0	---	0	1	.000	0	0	---	0	1	.000	0	0	---	0	0	---	0	0	0.0
<page>																					
KIM R KOR.....	0	1	.000	4	9	.444	3	4	.750	1	6	.167	0	0	---	2	3	.667	6	0	99.9
- Ramandeep IND.....	1	2	.500	0	2	.000	0	1	.000	1	3	.333	0	0	---	0	1	.000	1	0	99.9
- Raj Rani IND.....	1	2	.500	3	11	.273	3	8	.375	1	5	.200	0	1	.000	1	2	.500	4	5	0.8
LEE S TPE.....	1	3	.333	4	5	.800	3	5	.600	2	3	.667	0	0	---	0	0	---	2	2	1.0
SAHOO IND.....	0	2	.000	0	4	.000	0	2	.000	0	4	.000	0	0	---	0	2	.000	1	3	0.3
SAIRA PAK.....	0	1	.000	2	9	.222	2	5	.400	0	5	.000	0	0	---	0	2	.000	1	6	0.2
SHARMA IND.....	0	1	.000	2	6	.333	2	4	.500	0	3	.000	0	0	---	0	2	.000	2	3	0.7
SHIH TPE.....	0	2	.000	1	5	.200	0	3	.000	1	4	.250	0	0	---	1	3	.333	3	1	3.0
SUGIMOTO JPN.....	0	2	.000	1	4	.250	1	2	.500	0	4	.000	0	1	.000	1	2	.500	3	2	1.5
SUNG TPE.....	0	0	---	0	5	.000	0	3	.000	0	2	.000	0	1	.000	1	1	1.000	3	2	1.5
CHEUNG T HKG.....	0	0	---	4	7	.571	3	4	.750	1	3	.333	0	0	---	2	3	.667	1	1	1.0
KIM T KOR.....	0	0	---	0	5	.000	0	3	.000	0	2	.000	0	1	.000	1	3	.333	4	0	99.9
LAU T HKG.....	0	1	.000	7	15	.467	3	11	.273	4	5	.800	0	0	---	1	2	.5			

TSAI Y TPE.....	0	0	---	5	9	.556	3	6	.500	2	3	.667	1	1	1.000	2	3	.667	1	1	1.0
YANG KOR.....	0	1	.000	0	3	.000	0	1	.000	0	3	.000	0	0	---	2	3	.667	0	2	0.0
YEOM KOR.....	0	1	.000	1	6	.167	1	2	.500	0	5	.000	0	0	---	1	5	.200	4	3	1.3
YEUNG HKG.....	0	1	.000	6	16	.375	3	12	.250	3	5	.600	1	3	.333	0	0	---	6	5	1.2
YOSHII JPN.....	0	1	.000	4	10	.400	3	6	.500	1	5	.200	0	0	---	0	1	.000	3	5	0.6
YOUNIS PAK.....	0	0	---	1	6	.167	0	3	.000	1	3	.333	0	0	---	0	0	---	3	1	3.0
Totals.....	24	112	.214	212	564	.376	155	377	.411	81	299	.271	15	38	.395	64	159	.403	169	191	0.9

Player	Pinch Hitting			With Runners			w/Rnrr on 3rd			With 2 Out			2- Success			#Rnrrs			Rch Err	Rch FC	KL
	H	AB	Avg	In	Scoring	Pos	RBI	Ops	Pct	H	AB	Avg	Out	Adv	Ops	Rnrrs	Adv	Rnrrs			
ONO A JPN.....	1	1	1.000	3	6	.500	2	2	1.000	0	3	.000	0	4	7	.571	1	3	1	1	0
YANG A TPE.....	0	0	---	0	1	.000	2	2	1.000	0	1	.000	0	2	3	.667	2	1	0	0	0
ABE JPN.....	0	0	---	0	5	.000	1	2	.500	0	2	.000	0	4	8	.500	2	2	1	0	0
ADACHI JPN.....	0	0	---	1	1	1.000	0	0	---	1	1	1.000	1	2	3	.667	1	0	0	1	0
ASLAM PAK.....	0	0	---	1	2	.500	0	0	---	1	3	.333	1	1	2	.500	0	2	0	0	0
ASMA PAK.....	0	0	---	0	0	---	0	0	---	0	2	.000	0	1	1	1.000	0	0	0	0	0
BASHARAT PAK.....	0	0	---	0	1	.000	0	0	---	0	1	.000	0	0	2	.000	0	1	0	0	0
- Bhawna IND.....	0	0	---	2	4	.500	0	1	.000	1	3	.333	1	3	6	.500	2	1	0	0	0
BHUYAN IND.....	0	0	---	0	0	---	0	0	---	1	1	1.000	0	0	1	.000	0	0	0	1	1
BIBI PAK.....	0	0	---	0	2	.000	0	0	---	0	1	.000	0	0	4	.000	0	1	0	0	3
CHEN C TPE.....	0	1	.000	2	2	1.000	2	2	1.000	0	1	.000	0	2	2	1.000	0	0	0	0	0
KIM C KOR.....	0	1	.000	0	1	.000	0	0	---	0	0	---	0	1	2	.500	0	0	0	0	0
YANG C TPE.....	0	0	---	3	5	.600	4	4	1.000	2	2	1.000	3	8	9	.889	4	0	0	1	1
CHAUDHARY IND.....	0	0	---	1	4	.250	1	2	.500	2	4	.500	1	3	5	.600	1	2	0	0	0
CHEUK HKG.....	0	1	.000	3	4	.750	0	0	---	4	6	.667	7	5	6	.833	1	1	0	0	0
CHITTARI IND.....	0	0	---	1	2	.500	0	0	---	0	3	.000	0	1	3	.333	0	3	0	1	0
CHOI KOR.....	0	0	---	1	2	.500	2	2	1.000	0	1	.000	0	2	3	.667	2	0	0	0	0
LIN D TPE.....	0	0	---	2	2	1.000	1	1	1.000	0	0	---	0	2	2	1.000	0	0	0	0	0
DAS IND.....	0	0	---	1	2	.500	1	2	.500	0	0	---	0	3	3	1.000	0	0	0	1	0
EJAZ PAK.....	0	0	---	1	3	.333	1	1	1.000	0	2	.000	0	2	4	.500	1	5	0	0	0
ENDO JPN.....	0	0	---	3	6	.500	3	4	.750	1	3	.333	1	7	8	.875	0	0	0	2	0
FAROOQ PAK.....	0	0	---	1	2	.500	0	0	---	0	2	.000	0	2	3	.667	0	1	0	0	0
FUNG HKG.....	1	3	.333	1	3	.333	0	0	---	1	3	.333	1	1	4	.250	0	2	0	0	1
GIM KOR.....	0	1	.000	4	6	.667	1	1	1.000	4	5	.800	2	7	8	.875	2	0	0	1	0
GUNREDDY IND.....	0	0	---	1	4	.250	1	2	.500	0	4	.000	0	1	4	.250	2	5	0	0	1
TSAI H TPE.....	0	0	---	2	5	.400	2	2	1.000	1	5	.200	1	3	6	.500	0	3	0	1	1
HAN KOR.....	0	0	---	0	1	.000	0	0	---	0	2	.000	0	0	2	.000	0	1	0	0	1
HIMENO JPN.....	0	0	---	1	3	.333	2	2	1.000	0	1	.000	0	2	3	.667	3	2	0	0	0
HIRUTA JPN.....	0	0	---	4	7	.571	2	2	1.000	2	4	.500	0	6	9	.667	0	2	0	0	1
HONG KOR.....	2	2	1.000	2	3	.667	2	2	1.000	1	2	.500	0	4	6	.667	2	2	0	0	1
HUANG TPE.....	1	1	1.000	2	4	.500	3	3	1.000	1	2	.500	1	5	6	.833	3	1	0	1	0
HWANG KOR.....	0	1	.000	2	4	.500	1	2	.500	1	2	.500	1	2	4	.500	0	2	0	0	0
KIM Hy KOR.....	0	0	---	2	3	.667	2	2	1.000	1	1	1.000	0	3	3	1.000	0	0	1	0	0
IKEMOTO JPN.....	0	0	---	3	6	.500	1	1	1.000	1	2	.500	1	6	9	.667	0	1	0	0	0
SHAHZADI Ira PAK.....	0	0	---	0	1	.000	0	0	---	1	2	.500	0	1	3	.333	0	2	1	1	0
<page>																					
SHAHZADI Iru PAK.....	0	0	---	1	2	.500	0	0	---	1	2	.500	0	1	2	.500	0	2	0	0	1
KIM J KOR.....	0	2	.000	2	3	.667	1	2	.500	1	3	.333	0	2	4	.500	0	1	0	0	0
LAU J HKG.....	0	0	---	2	5	.400	0	1	.000	1	2	.500	2	6	9	.667	0	2	0	0	0
SHIN J KOR.....	0	1	.000	3	4	.750	3	3	1.000	1	2	.500	2	5	5	1.000	0	0	1	0	0
KANEMITSU JPN.....	0	0	---	0	5	.000	1	1	1.000	0	3	.000	0	2	5	.400	0	3	1	2	0
KHALID PAK.....	0	0	---	0	3	.000	0	0	---	0	3	.000	0	1	4	.250	2	1	0	0	2
KHAN PAK.....	0	0	---	0	0	---	0	0	---	0	3	.000	0	0	3	.000	0	2	3	0	0
KITAYAMA JPN.....	1	1	1.000	2	3	.667	1	1	1.000	1	2	.500	1	5	5	1.000	3	0	0	0	0
KUSUMAKAR IND.....	0	0	---	2	5	.400	1	1	1.000	0	6	.000	0	5	8	.625	0	3	2	3	1
KWAN HKG.....	0	2	.000	4	7	.571	1	1	1.000	3	8	.375	2	5	7	.714	0	3	1	1	0
LEE L TPE.....	0	1	.000	0	1	.000	1	1	1.000	0	0	---	0	1	1	1.000	3	0	0	0	0
LAW HKG.....	0	1	.000	1	3	.333	0	1	.000	1	2	.500	1	2	6	.333	0	1	0	1	1
LENKA IND.....	0	1	.000	0	1	.000	0	0	---	0	1	.000	0	0	2	.000	0	0	0	0	0
LEUNG HKG.....	0	0	---	1	1	1.000	0	0	---	0	1	.000	0	1	2	.500	0	1	0	0	0
LIAQAT PAK.....	0	0	---	0	1	.000	0	0	---	0	1	.000	0	1	2	.500	0	2	0	0	0
LUI HKG.....	0	0	---	3	10	.300	0	1	.000	1	7	.143	0	5	14	.357	0	6	0	1	0
CHEN M TPE.....	1	2	.500	0	1	.000	1	1	1.000	0	0	---	0	1	1	1.000	1	0	0	0	0
LEE M KOR.....	0	0	---	0	0	---	0	0	---	0	0	---	0	0	0	---	0	0	0	0	0
MATSUSHIMA JPN.....	0	0	---	1	1	1.000	0	0	---	0	0	---	0	1	1	1.000	0	0	0	0	0
MITSUURA JPN.....	0	0	---	2	7	.286	0	1	.000	1	4	.250	2	4	10	.400	0	1	3	0	0
MUI HKG.....	0	0	---	3	8	.375	1	4	.250	2	3	.667	3	7	11	.636	3	0	0	1	0
KIM N KOR.....	0	0	---	1	3	.333	1	1	1.000	0	1	.000	0	2	3	.667	2	1	0	0	0
ONO N JPN.....	1	1	1.000	0	0	---	0	0	---	0	0	---	0	0	0	---	0	0	0	0	0
SHIN N KOR.....	0	0	---	0	1	.000	0	0	---	0	1	.000	0	0	1	.000	0	2	0	0	0
NA KOR.....	1	1	1.000	2	4	.500	1	2	.500	1	2	.500	1	4	7	.571	0	2	0	1	0
NAYYAB PAK.....	0	0	---	1	1	1.000	2	2	1.000	0	0	---	0	2	2	1.000	1	0	1	0	0
OGATA JPN.....	0	0	---	5	7	.714	4	4	1.000	3	4	.750	2	7	8	.875	0	1	0	1	0
- Pooja IND.....	0	0	---	1	2	.500	1	1	1.000	0	0	---	0	3	3	1.000	1	0	0	0	0
PUNEKAR IND.....	0	0	---	0	0	---	0	0	---	0	0	---	0	0	0	---	0	0	0	0	1
KIM R KOR.....	0	0	---	2	3	.667	1	1	1.000	1	1	1.000	1	3	4	.750	0	0	0	0	0
- Ramandeep IND.....	0	0	---	0	1	.000	0	0	---	0	0	---	0	0	1	.000	0	0	0	0	0
- Raj Rani IND.....	0	0	---	2	6	.333	1	1	1.000	2	8	.250	1	4	9	.444	0	5	0	0	0
LEE S TPE.....	0	0	---	3	5	.600	2	2	1.000	1	3	.333	0	5	6	.833	2	1	0	0	0
SAHOO IND.....	0	0	---	0	2	.000	0	0	---	0	2	.000	0	2	4	.500	0	2	0	0	1
SAIRA PAK.....	0	0	---	0	1	.000	0	0	---	0	1	.000	0	2	5	.400	0	0	0	1	0
SHARMA IND.....	1	1	1.000	2	4	.500	1	1	1.000	0	2	.000	0	3	4	.750	2	1			

TSAI Y TPE.....	1	2	.500	2	5	.400	0	2	.000	3	3	1.000	3	4	6	.667	1	0	0	0	1
YANG KOR.....	0	1	.000	0	1	.000	0	0	---	0	1	.000	0	1	1	1.000	0	0	1	1	0
YEOM KOR.....	0	0	---	1	1	1.000	2	2	1.000	0	2	.000	0	3	4	.750	1	1	0	0	0
YEUNG HKG.....	0	0	---	3	12	.250	1	2	.500	3	8	.375	2	6	13	.462	3	9	0	0	0
YOSHII JPN.....	0	0	---	3	6	.500	1	1	1.000	1	3	.333	1	7	9	.778	2	3	1	1	0
YOUNIS PAK.....	0	0	---	0	2	.000	0	1	.000	1	3	.333	0	0	3	.000	0	1	0	0	0
Totals.....	11	35	.314	131	298	.440	84	108	.778	78	227	.344	58	259	428	.605	67	127	23	32	22

Success Advancing Runners = percentage of times the batter advanced at least one runner during a plate appearance
#Rnrs Adv w/Out = TOTAL number of runners advanced when the player made an out

INDIVIDUAL OVERALL STATISTICS

PITCHING LEADERS

Player	ERA	W-L	APP	GS	CG	SHO/CBO	SV	IP	H	R	ER	BB	SO	2B	3B	HR	AB	B/Avg	WP	HBP	BK
HIMENO Mayu, JPN.....	0.00	1-0	2	0	0	0/2	1	5.0	4	0	0	2	5	0	0	0	17	.235	0	0	0
HUANG Chiao Yun, TPE.....	0.00	1-0	3	1	0	0/2	0	5.0	1	0	0	0	3	0	0	0	16	.063	0	0	0
LEE Miran, KOR.....	0.78	1-0	3	1	0	0/1	1	9.0	11	1	1	5	0	1	0	0	37	.297	2	0	0
AU Ho Ying, HKG.....	1.00	0-1	2	1	1	0/0	0	7.0	7	2	1	1	0	0	0	0	23	.304	1	0	0
TSURU Asaka, JPN.....	1.40	0-0	2	2	0	0/1	0	5.0	3	1	1	1	4	1	0	0	17	.176	0	0	0
FAN Tak Kwan, HKG.....	1.75	1-0	1	0	0	0/0	0	4.0	2	1	1	2	4	0	0	0	13	.154	0	1	0
HSIEH Yu Ying, TPE.....	2.17	1-1	2	2	0	0/1	0	9.2	8	3	3	1	7	1	0	0	33	.242	0	0	0
KIM Heejin, KOR.....	4.00	2-0	2	2	0	0/0	0	7.0	9	5	4	0	3	1	0	0	30	.300	0	0	0
HSIEH Wen Ching, TPE.....	5.25	1-0	2	1	0	0/0	0	5.1	4	4	4	2	3	1	0	0	17	.235	2	2	0
BODEKAR GIRIJA Sun, IND....	6.22	1-1	3	1	0	0/0	0	9.0	8	11	8	7	7	4	0	0	34	.235	2	0	0
HUNG Yik Shan, HKG.....	6.46	0-1	3	2	0	0/0	0	13.0	17	13	12	6	6	5	0	0	50	.340	1	4	0
DAS Shweta, IND.....	11.67	0-2	4	3	0	0/0	0	9.0	23	21	15	4	2	4	0	0	49	.469	3	2	2
LENKA Rupashi, IND.....	12.41	0-1	3	1	0	0/0	0	7.1	25	21	13	1	3	7	1	0	44	.568	3	1	0
BIBI Sadia, PAK.....	13.22	0-1	3	1	1	0/0	0	9.0	24	19	17	2	1	5	2	0	52	.462	2	0	0
EJAZ Ayesha, PAK.....	14.00	0-0	2	0	0	0/0	0	4.0	12	15	8	6	3	2	0	0	27	.444	2	0	0
BASHARAT Masooma, PAK.....	22.62	0-1	2	1	1	0/0	0	4.1	20	19	14	3	0	2	0	0	34	.588	1	0	0
TANAKA Shiori, JPN.....	0.00	0-0	2	1	0	0/2	0	3.0	0	0	0	0	2	0	0	0	9	.000	0	0	0
ONO Nanami, JPN.....	0.00	1-0	2	0	0	0/1	0	3.0	1	0	0	0	4	0	0	0	10	.100	0	0	0
LIANG Yung Chu, TPE.....	0.00	1-0	1	1	0	0/0	0	3.0	2	1	0	0	3	2	0	0	12	.167	1	0	0
MATSUSHIMA Runa, JPN.....	0.00	1-0	2	0	0	0/1	0	3.0	3	0	0	1	1	1	0	0	11	.273	1	0	0
IMAI Hana, JPN.....	0.00	0-0	2	1	0	0/2	0	3.0	2	0	0	0	5	0	0	0	10	.200	0	0	0
KIM Hyeli, KOR.....	0.00	0-0	2	0	0	0/0	0	2.0	8	9	0	1	1	0	1	0	14	.571	1	1	0
ODAJIMA Mami, JPN.....	0.00	1-0	2	0	0	0/2	0	2.0	0	0	0	2	1	0	0	0	5	.000	0	0	0
ONO Ayumi, JPN.....	0.00	0-0	1	1	0	0/1	0	2.0	1	0	0	1	1	0	0	0	6	.167	0	0	0
SU Ya Ling, TPE.....	0.00	0-0	1	0	0	0/0	0	1.0	1	0	0	0	1	0	0	0	4	.250	0	0	0
KIM Narae, KOR.....	0.00	0-0	1	0	0	0/0	0	1.0	0	0	0	1	0	0	0	0	2	.000	0	0	0
YANG Insuk, KOR.....	0.00	0-0	1	0	0	0/1	0	1.0	0	0	0	0	2	0	0	0	3	.000	0	1	0
CHEN Min Hua, TPE.....	0.00	0-0	1	0	0	0/1	0	1.0	0	0	0	0	0	0	0	0	3	.000	0	0	0
SUGIMOTO Mina, JPN.....	0.00	1-0	1	0	0	0/1	0	1.0	0	0	0	0	1	0	0	0	3	.000	0	0	0
NG Wing Hin, HKG.....	0.00	1-0	1	0	0	0/0	0	1.0	0	0	0	0	2	0	0	0	2	.000	0	0	0
CHITTARI CHANDHU P, IND....	0.00	0-0	1	0	0	0/0	0	0.1	1	0	0	0	0	0	0	0	2	.500	0	0	0
LAU Tsz Chin, HKG.....	0.00	0-0	1	0	0	0/0	0	0.1	1	0	0	0	0	1	0	0	2	.500	0	0	0
JUNG Hyemin, KOR.....	12.00	0-0	3	0	0	0/1	0	2.1	3	5	4	1	2	1	0	0	12	.250	0	0	0
LAM Yee Wan, HKG.....	13.12	0-1	3	2	0	0/0	0	2.2	8	10	5	4	1	2	0	0	14	.571	3	2	0
NA Dooree, KOR.....	13.12	0-2	2	2	0	0/0	0	2.2	6	7	5	3	0	0	0	0	15	.400	1	1	0
PUNEKAR Reshma Shi, IND....	14.00	0-0	1	0	0	0/0	0	2.0	4	4	4	0	0	0	0	0	9	.444	0	0	1
AU Kit Yi Kitty, HKG.....	14.00	0-0	1	0	0	0/0	0	1.0	0	2	2	3	0	0	0	0	2	.000	0	1	0
HO Tsz Wai, HKG.....	14.00	0-0	1	0	0	0/0	0	1.0	2	2	2	2	1	1	0	0	5	.400	1	0	0
WON Hyeryeon, KOR.....	28.00	0-0	1	0	0	0/0	0	1.0	6	6	4	0	0	2	0	0	10	.600	1	0	0
FAROOQ Azra, PAK.....	37.33	0-3	3	3	0	0/0	0	3.0	7	24	16	16	1	1	0	0	16	.438	9	1	1
SHAHZADI Irum, PAK.....	99.00	0-0	1	0	0	0/0	0	0.0	1	5	4	3	0	1	0	0	1	1.000	0	0	0
YEUNG Kit Ling, HKG.....	99.00	0-0	1	0	0	0/0	0	0.0	1	4	4	3	0	1	0	0	1	1.000	2	0	0

PB - SAIRA PAK 1, CHAUDHARY IND 1. Pickoffs - HUNG HKG 3, ODAJIMA JPN 1, LENKA IND 1.

INDIVIDUAL OVERALL STATISTICS

PITCHING ANALYSIS LEADERS

Player	vs Left			vs Right			w/Runners On			w/Bases Empty			Rch by Leadoff			with 2 Outs			Fly Out	Gnd Out	Fly/Gnd
	H	AB	Avg	H	AB	Avg	H	AB	Avg	H	AB	Avg	Rch	Ops	Pct	H	AB	Avg			
ONO A JPN.....	0	2	.000	1	4	.250	1	3	.333	0	3	.000	1	2	.500	0	2	.000	1	4	0.2
BASHARAT PAK.....	3	9	.333	17	25	.680	18	28	.643	2	6	.333	4	5	.800	1	5	.200	8	5	1.6
BIBI PAK.....	6	10	.600	18	42	.429	20	37	.541	4	15	.267	3	8	.375	9	20	.450	13	13	1.0
BODEKAR IND.....	1	5	.200	7	29	.241	4	17	.235	4	17	.235	4	10	.400	1	9	.111	4	13	0.3
CHITTARI IND.....	1	1	1.000	0	1	.000	1	2	.500	0	0	---	0	0	---	1	2	.500	1	0	99.9
DAS IND.....	9	15	.600	14	34	.412	16	30	.533	7	19	.368	6	10	.600	10	20	.500	14	9	1.6
EJAZ PAK.....	4	9	.444	8	18	.444	11	25	.440	1	2	.500	3	3	1.000	0	4	.000	4	5	0.8
FAN HKG.....	0	1	.000	2	12	.167	1	6	.167	1	7	.143	1	4	.250	2	5	.400	3	3	1.0
FAROOQ PAK.....	4	9	.444	3	7	.429	5	9	.556	2	7	.286	4	5	.800	3	6	.500	7	1	7.0
AU H HKG.....	2	7	.286	5	16	.313	0	10	.000	7	13	.538	4	7	.571	2	9	.222	14	6	2.3
KIM He KOR.....	3	10	.300	6	20	.300	4	12	.333	5	18	.278	2	8	.250	3	9	.333	11	6	1.8
HIMENO JPN.....	2	7	.286	2	10	.200	2	8	.250	2	9	.222	1	5	.200	1	5	.200	1	7	0.1
HO HKG.....	0	0	---	2	5	.400	1	3	.333	1	2	.500	0	1	.000	0	1	.000	1	1	1.0
HUANG TPE.....	0	4	.000	1	12	.083	0	4	.000	1	12	.083	0	5	.000	0	5	.000	8	4	2.0
HUNG HKG.....	6	16	.375	11	34	.324	9	27	.333	8	23	.348	8	13	.615	4	15	.267	13	14	0.9
KIM Hy KOR.....	6	10	.600	2	4	.500	8	11	.727	0	3	.000	0	1	.000	2	4	.500	2	3	0.7
IMAI JPN.....	0	2	.000	2	8	.250	0	3	.000	2	7	.286	1	3	.333	0	3	.000	3	0	99.9
SHAHZADI Iru PAK.....	0	0	---	1	1	1.000	1	1	1.000	0	0	---	0	0	---	0	0	---	0	0	0.0
JUNG KOR.....	3	4	.750	0	8	.000	2	5	.400	1	7	.143	1	3	.333	1	4	.250	2	3	0.7
AU K HKG.....	0	1	.000	0	1	.000	0	2	.000	0	0	---	1	1	1.000	0	1	.000	0	2	0.0
LAM HKG.....	2	3	.667	6	11	.545	8	12	.667	0	2	.000	2	3	.667	5	7	.714	5	1	5.0
LENKA IND.....	11	17	.647	14	27	.519	16	32	.500	9	12	.750	5	7	.714	12	17	.706	10	8	1.2
LIANG TPE.....	0	0	---	2	12	.167	1	8	.125	1	4	.250	2	3	.667	1	4	.250	0	7	0.0
CHEN M TPE.....	0	1	.000	0	2	.000	0	0	---	0	3	.000	0	1	.000	0	1	.000	2	1	2.0
LEE M KOR.....	3	7	.429	8	30	.267	5	20	.250	6	17	.353	2	8	.250	4	12	.333	13	13	1.0
MATSUSHIMA JPN.....	1	4	.250	2	7	.286	1	6	.167	2	5	.400	1	3	.333	1	4	.250	1	6	0.2
KIM N KOR.....	0	1	.000	0	1	.000	0	2	.000	0	0	---	0	0	---	0	1	.000	2	1	2.0
ONO N JPN.....	1	4	.250	0	6	.000	0	1	.000	1	9	.111	0	3	.000	1	4	.250	2	3	0.7
NA KOR.....	4	5	.800	2	10	.200	4	10	.400	2	5	.400	2	4	.500	2	5	.400	4	3	1.3
NG HKG.....	0	0	---	0	2	.000	0	2	.000	0	0	---	1	1	1.000	0	1	.000	2	0	99.9
ODAJIMA JPN.....	0	0	---	0	5	.000	0	1	.000	0	4	.000	0	3	.000	0	2	.000	1	3	0.3
PUNEKAR IND.....	0	3	.000	4	6	.667	2	4	.500	2	5	.400	2	2	1.000	0	2	.000	3	3	1.0
SU TPE.....	0	0	---	1	4	.250	0	1	.000	1	3	.333	0	1	.000	1	2	.500	1	1	1.0
SUGIMOTO JPN.....	0	0	---	0	3	.000	0	0	---	0	3	.000	0	1	.000	0	1	.000	1	1	1.0
LAU T HKG.....	0	1	.000	1	1	1.000	1	2	.500	0	0	---	0	0	---	1	2	.500	0	1	0.0
TANAKA JPN.....	0	1	.000	0	8	.000	0	0	---	0	9	.000	0	3	.000	0	3	.000	0	7	0.0
TSURU JPN.....	2	6	.333	1	11	.091	1	5	.200	2	12	.167	0	5	.000	2	7	.286	5	6	0.8
HSIEH W TPE.....	2	7	.286	2	10	.200	2	7	.286	2	10	.200	1	5	.200	2	6	.333	4	7	0.6
WON KOR.....	1	2	.500	5	8	.625	5	9	.556	1	1	1.000	1	1	1.000	3	5	.600	0	3	0.0
HSIEH Y TPE.....	4	10	.400	4	23	.174	4	9	.444	4	24	.167	1	10	.100	2	10	.200	3	16	0.2
YANG KOR.....	0	0	---	0	3	.000	0	2	.000	0	1	.000	0	1	.000	0	1	.000	0	1	0.0
YEUNG HKG.....	1	1	1.000	0	0	---	1	1	1.000	0	0	---	0	0	---	1	1	1.000	0	0	0.0
Totals.....	82	195	.421	154	481	.320	155	377	.411	81	299	.271	64	159	.403	78	227	.344	169	191	0.9

Player	App-GS	IP/ App	*H/g	*R/g	*ER/g	*BB/g	*SO/g	K/BB Ratio	*2B/g	*3B/g	*HR/g	*FO/g	*GO/g	*BF/g	Stolen Bases		
															SBA	ATT	Pct
ONO A JPN.....	1-1	2.00	3.50	0.00	0.00	3.50	3.50	1.0	0.00	0.00	0.00	3.50	14.00	28.00	0	0	---
BASHARAT PAK.....	2-1	2.17	32.31	30.69	22.62	4.85	0.00	0.0	3.23	0.00	0.00	12.92	8.08	61.38	2	2	1.000
BIBI PAK.....	3-1	3.00	18.67	14.78	13.22	1.56	0.78	0.5	3.89	1.56	0.00	10.11	10.11	42.78	16	16	1.000
BODEKAR IND.....	3-1	3.00	6.22	8.56	6.22	5.44	5.44	1.0	3.11	0.00	0.00	3.11	10.11	31.89	8	11	.727
CHITTARI IND.....	1-0	0.33	21.00	0.00	0.00	0.00	0.00	0.0	0.00	0.00	0.00	21.00	0.00	42.00	0	0	---
DAS IND.....	4-3	2.25	17.89	16.33	11.67	3.11	1.56	0.5	3.11	0.00	0.00	10.89	7.00	43.56	11	11	1.000
EJAZ PAK.....	2-0	2.00	21.00	26.25	14.00	10.50	5.25	0.5	3.50	0.00	0.00	7.00	8.75	59.50	12	12	1.000
FAN HKG.....	1-0	4.00	3.50	1.75	1.75	3.50	7.00	2.0	0.00	0.00	0.00	5.25	5.25	28.00	0	0	---
FAROOQ PAK.....	3-3	1.00	16.33	56.00	37.33	37.33	2.33	0.1	2.33	0.00	0.00	16.33	2.33	79.33	22	22	1.000
AU H HKG.....	2-1	3.50	7.00	2.00	1.00	1.00	0.00	0.0	0.00	0.00	0.00	14.00	6.00	28.00	3	4	.750
KIM He KOR.....	2-2	3.50	9.00	5.00	4.00	0.00	3.00	99.0	1.00	0.00	0.00	11.00	6.00	31.00	1	1	1.000
HIMENO JPN.....	2-0	2.50	5.60	0.00	0.00	2.80	7.00	2.5	0.00	0.00	0.00	1.40	9.80	26.60	1	2	.500
HO HKG.....	1-0	1.00	14.00	14.00	14.00	14.00	7.00	0.5	7.00	0.00	0.00	7.00	7.00	49.00	0	0	---
HUANG TPE.....	3-1	1.67	1.40	0.00	0.00	0.00	4.20	99.0	0.00	0.00	0.00	11.20	5.60	23.80	0	0	---
HUNG HKG.....	3-2	4.33	9.15	7.00	6.46	3.23	3.23	1.0	2.69	0.00	0.00	7.00	7.54	33.92	9	11	.818
KIM Hy KOR.....	2-0	1.00	28.00	31.50	0.00	3.50	3.50	1.0	0.00	3.50	0.00	7.00	10.50	56.00	4	4	1.000
IMAI JPN.....	2-1	1.50	4.67	0.00	0.00	0.00	11.67	99.0	0.00	0.00	0.00	7.00	0.00	23.33	0	1	.000
SHAHZADI Iru PAK.....	1-0	0.00	99.00	99.00	99.00	99.00	0.00	0.0	99.00	0.00	0.00	0.00	0.00	99.00	3	3	1.000
JUNG KOR.....	3-0	0.78	9.00	15.00	12.00	3.00	6.00	2.0	3.00	0.00	0.00	6.00	9.00	39.00	3	3	1.000
AU K HKG.....	1-0	1.00	0.00	14.00	14.00	21.00	0.00	0.0	0.00	0.00	0.00	0.00	14.00	42.00	0	0	---
LAM HKG.....	3-2	0.89	21.00	26.25	13.12	10.50	2.62	0.3	5.25	0.00	0.00	13.12	2.62	57.75	3	5	.600
LENKA IND.....	3-1	2.44	23.86	20.05	12.41	0.95	2.86	3.0	6.68	0.95	0.00	9.55	7.64	47.73	10	10	1.000
LIANG TPE.....	1-1	3.00	4.67	2.33	0.00	7.00	4.67	0.7	0.00	0.00	0.00	0.00	16.33	35.00	0	0	---
CHEN M TPE.....	1-0	1.00	0.00	0.00	0.00	0.00	0.00	0.0	0.00	0.00	0.00	14.00	7.00	21.00	0	0	---
LEE M KOR.....	3-1	3.00	8.56	0.78	0.78	3.89	0.00	0.0	0.78	0.00	0.00	10.11	10.11	32.67	2	2	1.000
MATSUSHIMA JPN.....	2-0	1.50	7.00	0.00	0.00	2.33	2.33	1.0	2.33	0.00	0.00	2.33	14.00	28.00	0	1	.000
KIM N KOR.....	1-0	1.00	0.00	0.00	0.00	7.00	0.00	0.0	0.00	0.00	0.00	14.00	7.00	28.00	2	2	1.000
ONO N JPN.....	2-0	1.50	2.33	0.00	0.00	0.00	9.33	99.0	0.00	0.00	0.00	4.67	7.00	23.33	0	0	---
NA KOR.....	2-2	1.33	15.75	18.38	13.12	7.88	0.00	0.0	0.00	0.00	0.00	10.50	7.88	49.88	10	10	1.000
NG HKG.....	1-0	1.00	0.00	0													

YANG KOR.....	1-0	1.00	0.00	0.00	0.00	0.00	14.00	99.0	0.00	0.00	0.00	0.00	7.00	28.00	1	1	1.000
YEUNG HKG.....	1-0	0.00	99.00	99.00	99.00	99.00	0.00	0.0	99.00	0.00	0.00	0.00	0.00	99.00	2	2	1.000
Totals.....	30-30	5.20	10.59	9.65	6.60	3.99	3.46	0.9	2.02	0.18	0.00	7.58	8.57	36.35	137	152	.901

* = average based on 7-inning game

INDIVIDUAL OVERALL STATISTICS

FIELDING LEADERS

Player	C	PO	A	E	FLD%	DPS	SBA	CSB	SBA%	PB	CI
MITSUURA Sakura, JPN.....	35	34	1	0	1.000	1	0	0	---	0	0
KANEMITSU Ririna, JPN.....	22	16	6	0	1.000	0	1	3	.250	0	0
WON Hyeryeon, KOR.....	20	16	4	0	1.000	0	6	0	1.000	0	0
TSAI Ya Ling, TPE.....	18	17	1	0	1.000	0	0	0	---	0	0
SHIH Wan Ting, TPE.....	17	9	8	0	1.000	2	0	0	---	0	0
LAU Janice Chi Kay, HKG....	16	13	3	0	1.000	0	8	3	.727	0	0
HUANG Chiao Yun, TPE.....	15	13	2	0	1.000	1	0	0	---	0	0
SAHO Binu, IND.....	14	6	8	0	1.000	1	0	0	---	0	0
CHAUDHARY Manisha, IND.....	14	11	3	0	1.000	1	28	3	.903	1	0
KIM Tae Yeon, KOR.....	12	8	4	0	1.000	1	0	0	---	0	0
HSIEH Yu Ying, TPE.....	12	4	8	0	1.000	2	0	2	.000	0	0
CHEUNG Wai Yee Viv, HKG....	11	7	4	0	1.000	1	0	0	---	0	0
YOSHII Harue, JPN.....	11	2	9	0	1.000	1	0	0	---	0	0
ABE Nozomi, JPN.....	10	2	8	0	1.000	0	0	0	---	0	0
MUI Wing Ki, HKG.....	10	9	1	0	1.000	0	0	0	---	0	0
TSE Cheuk Lam Andr, HKG....	9	8	1	0	1.000	0	0	0	---	0	0
CHEUK Woon Yee Sin, HKG....	9	3	6	0	1.000	0	0	0	---	0	0
HIRUTA Natsuki, JPN.....	9	5	4	0	1.000	1	0	0	---	0	0
LIN Dan Lei, TPE.....	8	7	1	0	1.000	0	0	0	---	0	0
KIM Rakyung, KOR.....	8	8	0	0	1.000	0	10	0	1.000	0	0
CHEUNG Tan Lee Dan, HKG....	7	6	1	0	1.000	0	0	0	---	0	0
SHIN Jeongeun, KOR.....	7	5	2	0	1.000	0	0	0	---	0	0
ENDO Kanako, JPN.....	6	5	1	0	1.000	0	0	0	---	0	0
KIM Jihye, KOR.....	6	6	0	0	1.000	0	0	0	---	0	0
ONO Ayumi, JPN.....	6	1	5	0	1.000	0	0	0	---	0	0
TU Yu Chuan, TPE.....	6	6	0	0	1.000	0	0	0	---	0	0
SHARMA Chetna, IND.....	5	3	2	0	1.000	1	0	0	---	0	0
BHUYAN Geeta, IND.....	5	2	3	0	1.000	0	0	0	---	0	0
LUI Chee Ar, HKG.....	5	4	1	0	1.000	0	10	1	.909	0	0
CHEN Chien Fan, TPE.....	5	1	4	0	1.000	0	0	0	---	0	0
MATSUSHIMA Runa, JPN.....	5	4	1	0	1.000	0	0	1	.000	0	0
TSAI Hsing Yeh, TPE.....	5	4	1	0	1.000	0	0	0	---	0	0
KIM Narae, KOR.....	4	2	2	0	1.000	1	2	0	1.000	0	0
CHOI Eunjin, KOR.....	4	4	0	0	1.000	0	18	0	1.000	0	0
KWAN Man Hoi, HKG.....	4	3	1	0	1.000	0	0	0	---	0	0
OGATA Yuka, JPN.....	4	4	0	0	1.000	0	0	0	---	0	0
LIN Ting Chun, TPE.....	4	3	1	0	1.000	1	0	0	---	0	0
CHITTARI CHANDHU P, IND....	4	3	1	0	1.000	0	0	0	---	0	0
GIM Hyungyung, KOR.....	4	4	0	0	1.000	0	0	0	---	0	0
WATANABE Nana, JPN.....	4	2	2	0	1.000	0	0	0	---	0	0
ADACHI Ruri, JPN.....	3	3	0	0	1.000	0	0	0	---	0	0
IKEMOTO Ayuri, JPN.....	2	2	0	0	1.000	0	0	0	---	0	0
CHEN Min Hua, TPE.....	2	2	0	0	1.000	0	0	0	---	0	0
FAROOQ Azra, PAK.....	2	2	0	0	1.000	0	22	0	1.000	0	0
PUNEKAR Reshma Shi, IND....	2	1	1	0	1.000	0	5	0	1.000	0	0
JUNG Hyemin, KOR.....	1	1	0	0	1.000	0	3	0	1.000	0	0
TANAKA Shiori, JPN.....	1	0	1	0	1.000	0	0	0	---	0	0
HWANG Se Won, KOR.....	1	1	0	0	1.000	0	0	0	---	0	0
ODAJIMA Mami, JPN.....	1	0	1	0	1.000	0	0	1	.000	0	0
SHIN Nuri, KOR.....	1	1	0	0	1.000	0	0	0	---	0	0
ONO Nanami, JPN.....	1	0	1	0	1.000	0	0	0	---	0	0
KIM Chaewon, KOR.....	1	0	1	0	1.000	0	0	0	---	0	0
TSURU Asaka, JPN.....	1	0	1	0	1.000	0	0	0	---	0	0
WU Chi Hsuan, TPE.....	1	1	0	0	1.000	0	0	0	---	0	0
LAM Yee Wan, HKG.....	1	1	0	0	1.000	0	3	2	.600	0	0
FUNG Siu Ping Emil, HKG....	1	1	0	0	1.000	0	0	0	---	0	0
HO Tsz Wai, HKG.....	1	0	1	0	1.000	0	0	0	---	0	0
HAN Jiyeon, KOR.....	1	1	0	0	1.000	0	0	0	---	0	0
AU Ho Ying, HKG.....	1	0	1	0	1.000	0	3	1	.750	0	0
- Bhawna, IND.....	33	32	0	1	.970	0	0	0	---	0	0
HONG Eun-Jung, KOR.....	12	11	0	1	.917	1	0	0	---	0	0
KHAN Humaira, PAK.....	23	21	0	2	.913	0	0	0	---	0	0
LEE Shih Yun, TPE.....	11	7	3	1	.909	0	0	3	.000	0	1
KUSUMAKAR Mona, IND.....	21	10	9	2	.905	1	0	0	---	0	0
YEUNG Kit Ling, HKG.....	27	24	0	3	.889	2	2	0	1.000	0	0
YEOM Heera, KOR.....	18	6	10	2	.889	1	0	0	---	0	0
- Raj Rani, IND.....	9	8	0	1	.889	0	0	0	---	0	0
YANG Chia Hui, TPE.....	9	1	7	1	.889	1	0	0	---	0	0
HUNG Yik Shan, HKG.....	8	0	7	1	.875	0	9	2	.818	0	0
LIAQAT Rabia, PAK.....	14	5	7	2	.857	0	0	0	---	0	0
KHALID Iram, PAK.....	7	5	1	1	.857	0	24	0	1.000	0	1
SHAHZADI Iram, PAK.....	7	2	4	1	.857	0	0	0	---	0	0
LAU Tsz Chin, HKG.....	19	7	9	3	.842	1	0	0	---	0	0
LAW Ka Man Evelyn, HKG....	12	4	6	2	.833	1	0	0	---	0	0
HSIEH Wen Ching, TPE.....	6	0	5	1	.833	0	0	1	.000	0	0

LENKA Rupashi, IND.....	6	2	3	1	.833	0	10	0	1.000	0	0
SAIRA, PAK.....	6	2	3	1	.833	0	31	0	1.000	1	0
BIBI Sadia, PAK.....	6	4	1	1	.833	0	16	0	1.000	0	0
NA Dooree, KOR.....	6	1	4	1	.833	0	10	0	1.000	0	0
YOUNIS Uzma, PAK.....	6	5	0	1	.833	0	0	0	---	0	0
EJAZ Ayesha, PAK.....	17	8	6	3	.824	0	12	0	1.000	0	0
YANG Insuk, KOR.....	5	1	3	1	.800	0	1	0	1.000	0	0
THAKUR Sheetal, IND.....	4	3	0	1	.750	0	6	0	1.000	0	0
SHAHZADI Irum, PAK.....	4	3	0	1	.750	0	3	0	1.000	0	0
DAS Shweta, IND.....	6	1	3	2	.667	0	11	0	1.000	0	0
LEE Miran, KOR.....	6	1	3	2	.667	0	2	0	1.000	0	0
NAYYAB Fariha, PAK.....	6	3	0	3	.500	0	0	0	---	0	0
BODEKAR GIRIJA Sun, IND....	4	0	2	2	.500	0	8	3	.727	0	0
GUNREDDY Sai Asrit, IND....	2	1	0	1	.500	0	0	0	---	0	0
ASMA, PAK.....	2	1	0	1	.500	0	0	0	---	0	0
KIM Hyeli, KOR.....	2	1	0	1	.500	1	4	0	1.000	0	0
KITAYAMA Miku, JPN.....	3	1	0	2	.333	0	0	0	---	0	0
KIM Heejin, KOR.....	1	0	0	1	.000	0	1	0	1.000	0	0
HIMENO Mayu, JPN.....	0	0	0	0	.000	0	1	1	.500	0	0
LEE Li Li, TPE.....	0	0	0	0	.000	0	0	0	---	0	0
FAN Tak Kwan, HKG.....	0	0	0	0	.000	0	0	0	---	0	0
LEUNG Ka Yan, HKG.....	0	0	0	0	.000	0	0	0	---	0	0
SUNG Shih Han, TPE.....	0	0	0	0	.000	0	0	0	---	0	0
CHOUHAN Soniya Sin, IND....	0	0	0	0	.000	0	0	0	---	0	0
SUGIMOTO Mina, JPN.....	0	0	0	0	.000	0	0	0	---	0	0
SU Ya Ling, TPE.....	0	0	0	0	.000	0	0	0	---	0	0
LIANG Yung Chu, TPE.....	0	0	0	0	.000	0	0	0	---	0	0
BASHARAT Masooma, PAK.....	0	0	0	0	.000	0	2	0	1.000	0	0
TSAI Ming Chen, TPE.....	0	0	0	0	.000	0	0	0	---	0	0
YANG An Chi, TPE.....	0	0	0	0	.000	0	0	0	---	0	0
- Ramandeep Kaur, IND.....	0	0	0	0	.000	0	0	0	---	0	0
ASLAM Kanwal, PAK.....	0	0	0	0	.000	0	0	0	---	0	0
NG Wing Hin, HKG.....	0	0	0	0	.000	0	1	0	1.000	0	0
- Pooja, IND.....	0	0	0	0	.000	0	0	0	---	0	0
AU Kit Yi Kitty, HKG.....	0	0	0	0	.000	0	0	0	---	0	0
IMAI Hana, JPN.....	0	0	0	0	.000	0	0	1	.000	0	0

Hitting minimums - 1 Games 14 TPA 2.7 TPA/Game
Pitching minimums - 1 Games 0.8 IP/Game

FINAL TEAM'S STATS RANKING

BATTING

(All games Sorted by Batting avg)

Team	AVG	G	AB	R	H	2B	3B	HR	RBI	TB	SLG%	BB	HBP	SO	GDP	OB%	SF	SH	SB-ATT	PO	A	E	FLD%
JAPAN.....	.472	5	125	53	59	10	0	0	45	69	.552	10	1	1	1	.507	2	6	18-21	81	41	2	.984
CHINESE TAIPEI.....	.413	5	109	60	45	13	1	0	50	60	.550	24	4	12	0	.507	7	2	54-55	75	41	3	.975
HONG KONG.....	.403	5	144	40	58	13	1	0	32	73	.507	13	1	14	0	.453	1	3	18-21	90	42	9	.936
SOUTH KOREA.....	.327	5	104	41	34	5	2	0	30	43	.413	21	8	15	1	.463	3	1	32-36	78	33	9	.925
INDIA.....	.216	5	111	14	24	3	0	0	12	27	.243	9	3	16	3	.293	0	0	12-12	83	35	11	.915
PAKISTAN.....	.193	5	83	7	16	1	0	0	6	17	.205	12	0	19	0	.292	1	0	3-7	61	22	17	.830
Totals.....	.349		676		236		4		175		.428		17		5		14		137-152		214		.930
		30		215		45		0		289		89		77		.430		12		468		51	

CI - TPE 1, PAK 1.

PITCHING

(All games Sorted by Earned run avg)

Team	ERA	W-L	G	CG	SHO/CBO	SV	IP	H	R	ER	BB	SO	2B	3B	HR	AB	B/Avg	WP	HBP	BK	SFA	SHA
JAPAN.....	0.26	5-0	5	0	4/4	1	27.0	14	1	1	7	24	2	0	0	88	.159	1	0	0	0	2
CHINESE TAIPEI.....	1.96	4-1	5	0	2/2	0	25.0	16	8	7	6	16	2	0	0	85	.188	3	2	0	0	3
SOUTH KOREA.....	4.85	3-2	5	0	1/1	1	26.0	43	33	18	11	8	5	1	0	123	.350	5	3	0	1	1
HONG KONG.....	6.30	2-3	5	1	0/0	0	30.0	38	34	27	23	12	10	0	0	112	.339	8	8	0	4	5
INDIA.....	9.36	1-4	5	0	0/0	0	27.2	61	57	37	12	12	15	1	0	138	.442	8	3	3	5	1
PAKISTAN.....	19.62	0-5	5	2	0/0	0	20.1	64	82	57	30	5	11	2	0	130	.492	14	1	1	4	0
Totals.....	6.60		30		7/7		156.0		215		89		45		0		.349		17		14	
		15-15		3		2		236		147		77		4		676		39		4		12

PB - IND 1, PAK 1. Pickoffs - HKG 3, JPN 1, IND 1.

DEFENSE

(All games Sorted by Earned run avg)

Team	C	PO	A	E	FLD%	Dps	SBA	CSB	SBA%	PB	CI
JAPAN.....	124	81	41	2	.984	1	1	4	.200	0	0
CHINESE TAIPEI.....	119	75	41	3	.975	2	0	3	.000	0	1
HONG KONG.....	141	90	42	9	.936	2	18	5	.783	0	0
SOUTH KOREA.....	120	78	33	9	.925	2	29	0	1.000	0	0
INDIA.....	129	83	35	11	.915	2	34	3	.919	1	0
PAKISTAN.....	100	61	22	17	.830	0	55	0	1.000	1	1
Totals.....	733		214		.930		137		.901		2
		468		51		9		15		2	

TEAMS' STATS

CHINESE TAIPEI

TPE

(All games Sorted by Batting avg)

WBAC 2017 record: 4-1

Player	AVG	GP-GS	AB	R	H	2B	3B	HR	RBI	TB	SLG%	BB	HBP	SO	GDP	OB%	SF	SH	SB-ATT	PO	A	E	FLD%
1 HSIEH Yu Ying....	.583	5-5	12	6	7	4	0	0	6	11	.917	1	0	1	0	.571	1	0	6-6	4	8	0	1.000
7 TU Yu Chuan.....	.500	5-5	14	8	7	3	0	0	9	10	.714	1	0	1	0	.533	0	1	9-9	6	0	0	1.000
8 YANG Chia Hui....	.455	5-5	11	6	5	2	0	0	7	7	.636	1	0	1	0	.429	2	1	2-2	1	7	1	.889
11 TSAI Hsing Yeh...	.273	5-5	11	7	3	1	1	0	4	6	.545	3	3	2	0	.529	0	0	8-8	4	1	0	1.000
17 LIN Dan Lei.....	1.000	3-2	3	3	3	1	0	0	3	4	1.333	1	0	0	0	1.000	0	0	4-4	7	1	0	1.000
12 CHEN Chien Fan....	.667	3-2	3	5	2	1	0	0	3	3	1.000	3	1	0	0	.857	0	0	5-5	1	4	0	1.000
5 LEE Shih Yun.....	.625	5-3	8	5	5	0	0	0	2	5	.625	2	0	0	0	.636	1	0	4-4	7	3	1	.909
27 TSAI Ya Ling.....	.556	5-3	9	5	5	0	0	0	3	5	.556	4	0	2	0	.692	0	0	2-2	17	1	0	1.000
22 CHEN Min Hua.....	.500	3-0	2	1	1	0	0	0	1	1	.500	0	0	0	0	.500	0	0	1-1	2	0	0	1.000
10 LIN Ting Chun....	.500	2-1	2	0	1	0	0	0	0	1	.500	0	0	0	0	.500	0	0	0-0	3	1	0	1.000
3 HUANG Chiao Yun..	.333	5-3	6	3	2	1	0	0	4	3	.500	1	0	0	0	.375	1	0	3-3	13	2	0	1.000
4 HSIEH Wen Ching..	.250	5-5	8	3	2	0	0	0	3	2	.250	1	0	1	0	.333	0	0	1-1	0	5	1	.833
14 YANG An Chi.....	.250	4-2	4	1	1	0	0	0	2	1	.250	0	0	1	0	.200	1	0	2-2	0	0	0	.000
24 SHIH Wan Ting....	.143	5-3	7	3	1	0	0	0	0	1	.143	2	0	2	0	.333	0	0	3-3	9	8	0	1.000
16 SUNG Shih Han....	.000	4-3	5	1	0	0	0	0	1	0	.000	3	0	1	0	.333	1	0	2-3	0	0	0	.000
21 WU Chi Hsuan....	.000	3-1	3	2	0	0	0	0	1	0	.000	1	0	0	0	.250	0	0	2-2	1	0	0	1.000
18 LEE Li Li.....	.000	1-0	1	0	0	0	0	0	1	0	.000	0	0	0	0	.000	0	0	0-0	0	0	0	.000
51 SU Ya Ling.....	.000	1-0	0	0	0	0	0	0	0	0	.000	0	0	0	0	.000	0	0	0-0	0	0	0	.000
15 LIANG Yung Chu...	.000	1-1	0	0	0	0	0	0	0	0	.000	0	0	0	0	.000	0	0	0-0	0	0	0	.000
6 TSAI Ming Chen...	.000	1-0	0	1	0	0	0	0	0	0	.000	0	0	0	0	.000	0	0	0-0	0	0	0	.000
Totals.....	.413	5-5	109	60	45	13	1	0	50	60	.550	24	4	12	0	.507	7	2	54-55	75	41	3	.975
Opponents.....	.188	5-5	85	8	16	2	0	0	6	18	.212	6	2	16	1	.258	0	3	0-3	71	29	9	.917

LOB - Team (15), Opp (14). DPs turned - Team (2). CI - Team (1), LEE S 1. Picked off - TSAI H 1.

(All games Sorted by Earned run avg)

Player	ERA	W-L	APP	GS	CG	SHO/CBO	SV	IP	H	R	ER	BB	SO	2B	3B	HR	AB	B/Avg	WP	HBP	BK	SFA	SHA
3 HUANG Chiao Yun..	0.00	1-0	3	1	0	0/2	0	5.0	1	0	0	0	3	0	0	0	16	.063	0	0	0	0	0
1 HSIEH Yu Ying....	2.17	1-1	2	2	0	0/1	0	9.2	8	3	3	1	7	1	0	0	33	.242	0	0	0	0	2
4 HSIEH Wen Ching..	5.25	1-0	2	1	0	0/0	0	5.1	4	4	4	2	3	1	0	0	17	.235	2	2	0	0	1
15 LIANG Yung Chu...	0.00	1-0	1	1	0	0/0	0	3.0	2	1	0	3	2	0	0	0	12	.167	1	0	0	0	0
51 SU Ya Ling.....	0.00	0-0	1	0	0	0/0	0	1.0	1	0	0	0	1	0	0	0	4	.250	0	0	0	0	0
22 CHEN Min Hua.....	0.00	0-0	1	0	0	0/1	0	1.0	0	0	0	0	0	0	0	0	3	.000	0	0	0	0	0
Totals.....	1.96	4-1	5	5	0	2/2	0	25.0	16	8	7	6	16	2	0	0	85	.188	3	2	0	0	3
Opponents.....	13.90	1-4	5	5	0	0/0	0	23.2	45	60	47	24	12	13	1	0	109	.413	9	4	1	7	2

Pickoffs - Team (0), Opp (1). SBA/ATT - LEE S (0-3), HSIEH Y (0-2), HSIEH W (0-1).

(All games Sorted by Fielding pct)

Player	C	PO	A	E	FLD%	DPs	SBA	CSB	SBA%	PB	CI
27 TSAI Ya Ling....	18	17	1	0	1.000	0	0	0	---	0	0
24 SHIH Wan Ting....	17	9	8	0	1.000	2	0	0	---	0	0
3 HUANG Chiao Yun..	15	13	2	0	1.000	1	0	0	---	0	0
1 HSIEH Yu Ying....	12	4	8	0	1.000	2	0	2	.000	0	0
17 LIN Dan Lei.....	8	7	1	0	1.000	0	0	0	---	0	0
7 TU Yu Chuan.....	6	6	0	0	1.000	0	0	0	---	0	0
11 TSAI Hsing Yeh...	5	4	1	0	1.000	0	0	0	---	0	0
12 CHEN Chien Fan...	5	1	4	0	1.000	0	0	0	---	0	0
10 LIN Ting Chun....	4	3	1	0	1.000	1	0	0	---	0	0
22 CHEN Min Hua.....	2	2	0	0	1.000	0	0	0	---	0	0
21 WU Chi Hsuan....	1	1	0	0	1.000	0	0	0	---	0	0
5 LEE Shih Yun.....	11	7	3	1	.909	0	0	3	.000	0	1
8 YANG Chia Hui....	9	1	7	1	.889	1	0	0	---	0	0
4 HSIEH Wen Ching..	6	0	5	1	.833	0	0	1	.000	0	0
6 TSAI Ming Chen...	0	0	0	0	.000	0	0	0	---	0	0
15 LIANG Yung Chu...	0	0	0	0	.000	0	0	0	---	0	0
18 LEE Li Li.....	0	0	0	0	.000	0	0	0	---	0	0
14 YANG An Chi.....	0	0	0	0	.000	0	0	0	---	0	0
51 SU Ya Ling.....	0	0	0	0	.000	0	0	0	---	0	0
16 SUNG Shih Han....	0	0	0	0	.000	0	0	0	---	0	0
Totals.....	119	75	41	3	.975	2	0	3	.000	0	1
Opponents.....	109	71	29	9	.917	0	54	1	.982	0	0

Hitting minimums - 1 Games 14 TPA 2.7 TPA/Game
Pitching minimums - 1 Games 0.8 IP/Game

TEAMS' STATS

HONG KONG

HKG

(All games Sorted by Batting avg)

WBAC 2017 record: 2-3

Player	AVG	GP-GS	AB	R	H	2B	3B	HR	RBI	TB	SLG%	BB	HBP	SO	GDP	OB%	SF	SH	SB-ATT	PO	A	E	FLD%
1 CHEUNG Wai Yee Vi	.588	5-5	17	7	10	3	0	0	3	13	.765	3	0	0	0	.650	0	0	4-4	7	4	0	1.000
3 LAU Tsz Chin....	.438	5-5	16	4	7	1	0	0	2	8	.500	1	0	0	0	.471	0	1	6-6	7	9	3	.842
62 LAU Janice Chi Ka	.385	5-5	13	5	5	1	0	0	2	6	.462	4	0	3	0	.529	0	0	1-1	13	3	0	1.000
2 LUI Chee Ar.....	.353	5-5	17	6	6	1	0	0	1	7	.412	2	0	2	0	.421	0	0	2-3	4	1	0	1.000
18 YEUNG Kit Ling...	.353	5-5	17	2	6	0	0	0	3	6	.353	0	0	1	0	.353	0	1	1-1	24	0	3	.889
36 MUI Wing Ki.....	.333	5-5	15	6	5	2	1	0	4	9	.600	1	0	2	0	.353	1	0	0-0	9	1	0	1.000
28 CHEUNG Tan Lee Da	.571	5-4	7	3	4	2	0	0	4	6	.857	2	1	1	0	.700	0	0	1-1	6	1	0	1.000
31 LEUNG Ka Yan....	.500	1-1	2	0	1	1	0	0	1	2	1.000	0	0	1	0	.500	0	0	0-0	0	0	0	.000
13 CHEUK Woon Yee Si	.400	5-4	10	3	4	2	0	0	7	6	.600	0	0	1	0	.400	0	0	0-0	3	6	0	1.000
10 LAW Ka Man Evelyn	.375	4-2	8	1	3	0	0	0	1	3	.375	0	0	1	0	.375	0	0	0-0	4	6	2	.833
44 KWAN Man Hoi....	.364	5-2	11	2	4	0	0	0	3	4	.364	0	0	0	0	.364	0	0	2-2	3	1	0	1.000
26 TSE Cheuk Lam And	.286	5-2	7	1	2	0	0	0	0	2	.286	0	0	1	0	.286	0	1	1-2	8	1	0	1.000
17 FUNG Siu Ping Emi	.250	4-0	4	0	1	0	0	0	1	1	.250	0	0	1	0	.250	0	0	0-0	1	0	0	1.000
4 NG Wing Hin.....	.000	2-0	0	0	0	0	0	0	0	0	.000	0	0	0	0	.000	0	0	0-1	0	0	0	.000
42 HO Tsz Wai.....	.000	1-0	0	0	0	0	0	0	0	0	.000	0	0	0	0	.000	0	0	0-0	0	1	0	1.000
15 HUNG Yik Shan....	.000	3-2	0	0	0	0	0	0	0	0	.000	0	0	0	0	.000	0	0	0-0	0	7	1	.875
25 LAM Yee Wan.....	.000	3-2	0	0	0	0	0	0	0	0	.000	0	0	0	0	.000	0	0	0-0	1	0	0	1.000
6 AU Ho Ying.....	.000	2-1	0	0	0	0	0	0	0	0	.000	0	0	0	0	.000	0	0	0-0	0	1	0	1.000
14 FAN Tak Kwan....	.000	1-0	0	0	0	0	0	0	0	0	.000	0	0	0	0	.000	0	0	0-0	0	0	0	.000
5 AU Kit Yi Kitty..	.000	1-0	0	0	0	0	0	0	0	0	.000	0	0	0	0	.000	0	0	0-0	0	0	0	.000
Totals.....	.403	5-5	144	40	58	13	1	0	32	73	.507	13	1	14	0	.453	1	3	18-21	90	42	9	.936
Opponents.....	.339	5-5	112	34	38	10	0	0	26	48	.429	23	8	12	2	.469	4	5	18-23	91	41	12	.917

LOB - Team (32), Opp (28). DPs turned - Team (2), Opp (1). CI - Team (0), Opp (1). Picked off - CHEUK 1.

(All games Sorted by Earned run avg)

Player	ERA	W-L	APP	GS	CG	SHO/CBO	SV	IP	H	R	ER	BB	SO	2B	3B	HR	AB	B/Avg	WP	HBP	BK	SFA	SHA
6 AU Ho Ying.....	1.00	0-1	2	1	1	0/0	0	7.0	7	2	1	1	0	0	0	0	23	.304	1	0	0	1	3
14 FAN Tak Kwan....	1.75	1-0	1	0	0	0/0	0	4.0	2	1	1	2	4	0	0	0	13	.154	0	1	0	0	0
15 HUNG Yik Shan....	6.46	0-1	3	2	0	0/0	0	13.0	17	13	12	6	6	5	0	0	50	.340	1	4	0	1	2
4 NG Wing Hin.....	0.00	1-0	1	0	0	0/0	0	1.0	0	0	0	2	0	0	0	0	2	.000	0	0	0	0	0
3 LAU Tsz Chin....	0.00	0-0	1	0	0	0/0	0	0.1	1	0	0	0	0	1	0	0	2	.500	0	0	0	0	0
25 LAM Yee Wan.....	13.12	0-1	3	2	0	0/0	0	2.2	8	10	5	4	1	2	0	0	14	.571	3	2	0	2	0
5 AU Kit Yi Kitty..	14.00	0-0	1	0	0	0/0	0	1.0	0	2	2	3	0	0	0	0	2	.000	0	1	0	0	0
42 HO Tsz Wai.....	14.00	0-0	1	0	0	0/0	0	1.0	2	2	2	2	1	1	0	0	5	.400	1	0	0	0	0
18 YEUNG Kit Ling...	99.00	0-0	1	0	0	0/0	0	0.0	1	4	4	3	0	1	0	0	1	1.000	2	0	0	0	0
Totals.....	6.30	2-3	5	5	1	0/0	0	30.0	38	34	27	23	12	10	0	0	112	.339	8	8	0	4	5
Opponents.....	4.38	3-2	5	5	0	1/1	2	30.1	58	40	19	13	14	13	1	0	144	.403	10	1	1	1	3

Pickoffs - Team (3), HUNG 3, Opp (1). SBA/ATT - LAU J (8-11), HUNG (9-11), LUI (10-11), LAM (3-5), AU H (3-4), YEUNG (2-2), NG (1-1).

(All games Sorted by Fielding pct)

Player	C	PO	A	E	FLD%	DPS	SBA	CSB	SBA%	PB	CI
62 LAU Janice Chi Ka	16	13	3	0	1.000	0	8	3	.727	0	0
1 CHEUNG Wai Yee Vi	11	7	4	0	1.000	1	0	0	---	0	0
36 MUI Wing Ki.....	10	9	1	0	1.000	0	0	0	---	0	0
13 CHEUK Woon Yee Si	9	3	6	0	1.000	0	0	0	---	0	0
26 TSE Cheuk Lam And	9	8	1	0	1.000	0	0	0	---	0	0
28 CHEUNG Tan Lee Da	7	6	1	0	1.000	0	0	0	---	0	0
2 LUI Chee Ar.....	5	4	1	0	1.000	0	10	1	.909	0	0
44 KWAN Man Hoi....	4	3	1	0	1.000	0	0	0	---	0	0
25 LAM Yee Wan.....	1	1	0	0	1.000	0	3	2	.600	0	0
6 AU Ho Ying.....	1	0	1	0	1.000	0	3	1	.750	0	0
17 FUNG Siu Ping Emi	1	1	0	0	1.000	0	0	0	---	0	0
42 HO Tsz Wai.....	1	0	1	0	1.000	0	0	0	---	0	0
18 YEUNG Kit Ling...	27	24	0	3	.889	2	2	0	1.000	0	0
15 HUNG Yik Shan....	8	0	7	1	.875	0	9	2	.818	0	0
3 LAU Tsz Chin....	19	7	9	3	.842	1	0	0	---	0	0
10 LAW Ka Man Evelyn	12	4	6	2	.833	1	0	0	---	0	0
14 FAN Tak Kwan....	0	0	0	0	.000	0	0	0	---	0	0
31 LEUNG Ka Yan....	0	0	0	0	.000	0	0	0	---	0	0
5 AU Kit Yi Kitty..	0	0	0	0	.000	0	0	0	---	0	0
4 NG Wing Hin.....	0	0	0	0	.000	0	1	0	1.000	0	0
Totals.....	141	90	42	9	.936	2	18	5	.783	0	0
Opponents.....	144	91	41	12	.917	1	18	3	.857	0	1

Hitting minimums - 1 Games 14 TPA 2.7 TPA/Game
Pitching minimums - 1 Games 0.8 IP/Game

TEAMS' STATS



INDIA

IND

(All games Sorted by Batting avg)

WBAC 2017 record: 1-4

Player	AVG	GP-GS	AB	R	H	2B	3B	HR	RBI	TB	SLG%	BB	HBP	SO	GDP	OB%	SF	SH	SB-ATT	PO	A	E	FLD%
12 - Raj Rani.....	.308	5-5	13	1	4	0	0	0	2	4	.308	2	0	0	0	.400	0	0	1-1	8	0	1	.889
14 KUSUMAKAR Mona...	.143	5-5	14	1	2	0	0	0	1	2	.143	0	1	1	1	.200	0	0	3-3	10	9	2	.905

15 DAS Shweta.....	.400	5-4	5	2	2	0	0	0	1	2	.400	0	0	0	0	.400	0	0	1-1	1	3	2	.667
8 - Pooja.....	.375	4-3	8	1	3	0	0	0	1	3	.375	1	0	1	0	.444	0	0	2-2	0	0	0	.000
13 SHARMA Chetna....	.286	3-1	7	1	2	0	0	0	2	2	.286	0	0	0	0	.286	0	0	1-1	3	2	0	1.000
11 - Bhawna.....	.273	5-5	11	2	3	2	0	0	1	5	.455	1	1	2	1	.385	0	0	0-0	32	0	1	.970
7 CHITTARI CHANDHU.	.250	5-5	12	1	3	1	0	0	1	4	.333	0	0	0	0	.250	0	0	2-2	3	1	0	1.000
17 CHAUDHARY Manisha	.250	5-3	8	1	2	0	0	0	2	2	.250	2	0	1	0	.400	0	0	2-2	11	3	0	1.000
20 - Ramandeep Kaur.	.250	2-2	4	0	1	0	0	0	0	1	.250	0	0	2	0	.250	0	0	0-0	0	0	0	.000
9 GUNREDDY Sai Asri	.125	4-4	8	0	1	0	0	0	1	1	.125	0	0	3	0	.125	0	0	0-0	1	0	1	.500
4 BHUYAN Geeta.....	.125	5-4	8	3	1	0	0	0	0	1	.125	0	1	2	0	.222	0	0	0-0	2	3	0	1.000
6 SAHOO Binu.....	.000	5-4	6	1	0	0	0	0	0	0	.000	2	0	2	0	.250	0	0	0-0	6	8	0	1.000
1 LENKA Rupashi....	.000	4-1	3	0	0	0	0	0	0	0	.000	0	0	0	1	.000	0	0	0-0	2	3	1	.833
5 THAKUR Sheetal...	.000	2-2	3	0	0	0	0	0	0	0	.000	1	0	1	0	.250	0	0	0-0	3	0	1	.750
18 PUNEKAR Reshma Sh	.000	1-0	1	0	0	0	0	0	0	0	.000	0	0	1	0	.000	0	0	0-0	1	1	0	1.000
16 CHOUHAN Soniya Si	.000	1-1	0	0	0	0	0	0	0	0	.000	0	0	0	0	.000	0	0	0-0	0	0	0	.000
3 BODEKAR GIRIJA Su	.000	3-1	0	0	0	0	0	0	0	0	.000	0	0	0	0	.000	0	0	0-0	0	2	2	.500
Totals.....	.216	5-5	111	14	24	3	0	0	12	27	.243	9	3	16	3	.293	0	0	12-12	83	35	11	.915
Opponents.....	.442	5-5	138	57	61	15	1	0	45	78	.565	12	3	12	0	.481	5	1	34-37	87	42	4	.970

LOB - Team (23), Opp (19). DPs turned - Team (2), Opp (3). CI - Team (0), Opp (1).

(All games Sorted by Earned run avg)

Player	ERA	W-L	APP	GS	CG	SHO/CBO	SV	IP	H	R	ER	BB	SO	2B	3B	HR	AB	B/Avg	WP	HBP	BK	SFA	SHA
3 BODEKAR GIRIJA Su	6.22	1-1	3	1	0	0/0	0	9.0	8	11	8	7	7	4	0	0	34	.235	2	0	0	0	0
15 DAS Shweta.....	11.67	0-2	4	3	0	0/0	0	9.0	23	21	15	4	2	4	0	0	49	.469	3	2	2	1	0
1 LENKA Rupashi....	12.41	0-1	3	1	0	0/0	0	7.1	25	21	13	1	3	7	1	0	44	.568	3	1	0	3	1

7 CHITTARI CHANDHU.	0.00	0-0	1	0	0	0/0	0	0.1	1	0	0	0	0	0	0	0	2	.500	0	0	0	0	0
18 PUNEKAR Reshma Sh	14.00	0-0	1	0	0	0/0	0	2.0	4	4	4	0	0	0	0	0	9	.444	0	0	1	1	0
Totals.....	9.36	1-4	5	5	0	0/0	0	27.2	61	57	37	12	12	15	1	0	138	.442	8	3	3	5	1
Opponents.....	3.14	4-1	5	5	1	3/3	0	29.0	24	14	13	9	16	3	0	0	111	.216	5	3	0	0	0

PB - Team (1), CHAUDHARY 1. Pickoffs - Team (1), LENKA 1. SBA/ATT - CHAUDHARY (28-31), DAS (11-11), BODEKAR (8-11), LENKA (10-10), THAKUR (6-6), PUNEKAR (5-5).

(All games Sorted by Fielding pct)

Player	C	PO	A	E	FLD%	Dps	SBA	CSB	SBA%	PB	CI
17 CHAUDHARY Manisha	14	11	3	0	1.000	1	28	3	.903	1	0
6 SAHOO Binu.....	14	6	8	0	1.000	1	0	0	---	0	0
13 SHARMA Chetna....	5	3	2	0	1.000	1	0	0	---	0	0
4 BHUYAN Geeta.....	5	2	3	0	1.000	0	0	0	---	0	0
7 CHITTARI CHANDHU.	4	3	1	0	1.000	0	0	0	---	0	0
18 PUNEKAR Reshma Sh	2	1	1	0	1.000	0	5	0	1.000	0	0
11 - Bhawna.....	33	32	0	1	.970	0	0	0	---	0	0
14 KUSUMAKAR Mona...	21	10	9	2	.905	1	0	0	---	0	0
12 - Raj Rani.....	9	8	0	1	.889	0	0	0	---	0	0
1 LENKA Rupashi....	6	2	3	1	.833	0	10	0	1.000	0	0
5 THAKUR Sheetal...	4	3	0	1	.750	0	6	0	1.000	0	0
15 DAS Shweta.....	6	1	3	2	.667	0	11	0	1.000	0	0
3 BODEKAR GIRIJA Su	4	0	2	2	.500	0	8	3	.727	0	0
9 GUNREDDY Sai Asri	2	1	0	1	.500	0	0	0	---	0	0
16 CHOUHAN Soniya Si	0	0	0	0	.000	0	0	0	---	0	0
20 - Ramandeep Kaur.	0	0	0	0	.000	0	0	0	---	0	0
8 - Pooja.....	0	0	0	0	.000	0	0	0	---	0	0
Totals.....	129	83	35	11	.915	2	34	3	.919	1	0
Opponents.....	133	87	42	4	.970	3	12	0	1.000	0	1

Hitting minimums - 1 Games 14 TPA 2.7 TPA/Game
Pitching minimums - 1 Games 0.8 IP/Game

TEAMS' STATS



JAPAN

JPN

(All games Sorted by Batting avg)

WBAC 2017 record: 5-0

Player	AVG	GP-GS	AB	R	H	2B	3B	HR	RBI	TB	SLG%	BB	HBP	SO	GDP	OB%	SF	SH	SB-ATT	PO	A	E	FLD%
5 HIRUTA Natsuki...	.571	5-5	14	7	8	0	0	0	4	8	.571	1	0	1	0	.600	0	0	4-4	5	4	0	1.000
52 YOSHII Harue.....	.364	5-4	11	6	4	0	0	0	3	4	.364	1	0	0	0	.417	0	2	1-1	2	9	0	1.000
17 TANAKA Shiori....	1.000	2-1	1	0	1	0	0	0	1	1	1.000	0	0	0	0	1.000	0	0	0-0	0	1	0	1.000
21 ONO Nanami.....	1.000	3-0	1	0	1	0	0	0	0	1	1.000	0	0	0	0	1.000	0	0	0-0	0	1	0	1.000
11 MATSUSHIMA Runa..	1.000	4-0	1	2	1	0	0	0	0	1	1.000	0	0	0	0	1.000	0	0	0-0	4	1	0	1.000
1 ADACHI Ruri.....	.750	4-3	4	4	3	0	0	0	1	3	.750	0	0	0	0	.750	0	1	2-3	3	0	0	1.000
2 OGATA Yuka.....	.727	4-4	11	4	8	2	0	0	7	10	.909	0	0	0	0	.727	0	0	0-0	4	0	0	1.000
77 WATANABE Nana....	.700	4-4	10	4	7	2	0	0	3	9	.900	2	0	0	0	.692	1	0	1-2	2	2	0	1.000
24 IKEMOTO Ayuri....	.667	4-3	9	5	6	1	0	0	4	7	.778	0	0	0	0	.667	0	0	1-1	2	0	0	1.000
19 HIMENO Mayu.....	.500	3-1	4	1	2	0	0	0	2	2	.500	0	0	0	0	.500	0	0	0-0	0	0	0	.000
22 ENDO Kanako.....	.455	4-4	11	4	5	1	0	0	6	6	.545	2	0	0	0	.538	0	0	2-3	5	1	0	1.000
3 ONO Ayumi.....	.429	4-3	7	2	3	0	0	0	3	3	.429	1	0	0	0	.500	0	0	1-1	1	5	0	1.000
25 KITAYAMA Miku....	.400	4-2	5	3	2	1	0	0	4	3	.600	1	1	0	0	.571	0	2	0-0	1	0	2	.333
23 ABE Nozomi.....	.300	5-4	10	4	3	0	0	0	1	3	.300	1	0	0	0	.364	0	1	1-1	2	8	0	1.000
27 MITSUURA Sakura..	.250	5-5	12	3	3	1	0	0	3	4	.333	1	0	0	1	.308	0	0	2-2	34	1	0	1.000
37 SUGIMOTO Mina....	.167	4-2	6	2	1	1	0	0	2	2	.333	0	0	0	0	.143	1	0	1-1	0	0	0	.000
13 KANEMITSU Ririna.	.125	5-2	8	2	1	1	0	0	1	2	.250	0	0	0	0	.125	0	0	2-2	16	6	0	1.000
18 IMAI Hana.....	.000	2-1	0	0	0	0	0	0	0	0	.000	0	0	0	0	.000	0	0	0-0	0	0	0	.000
15 TSURU Asaka.....	.000	3-2	0	0	0	0	0	0	0	0	.000	0	0	0	0	.000	0	0	0-0	0	1	0	1.000
49 ODAJIMA Mami.....	.000	2-0	0	0	0	0	0	0	0	0	.000	0	0	0	0	.000	0	0	0-0	0	1	0	1.000
Totals.....	.472	5-5	125	53	59	10	0	0	45	69	.552	10	1	1	1	.507	2	6	18-21	81	41	2	.984
Opponents.....	.159	5-5	88	1	14	2	0	0	1	16	.182	7	0	24	1	.221	0	2	1-5	72	37	10	.916

LOB - Team (19), Opp (15). DPs turned - Team (1), Opp (2).

(All games Sorted by Earned run avg)

Player	ERA	W-L	APP	GS	CG	SHO/CBO	SV	IP	H	R	ER	BB	SO	2B	3B	HR	AB	B/Avg	WP	HBP	BK	SFA	SHA
19 HIMENO Mayu.....	0.00	1-0	2	0	0	0/2	1	5.0	4	0	0	2	5	0	0	0	17	.235	0	0	0	0	0
15 TSURU Asaka.....	1.40	0-0	2	2	0	0/1	0	5.0	3	1	1	1	4	1	0	0	17	.176	0	0	0	0	1
18 IMAI Hana.....	0.00	0-0	2	1	0	0/2	0	3.0	2	0	0	0	5	0	0	0	10	.200	0	0	0	0	0
21 ONO Nanami.....	0.00	1-0	2	0	0	0/1	0	3.0	1	0	0	0	4	0	0	0	10	.100	0	0	0	0	0
11 MATSUSHIMA Runa..	0.00	1-0	2	0	0	0/1	0	3.0	3	0	0	0	1	1	0	0	11	.273	1	0	0	0	0
17 TANAKA Shiori....	0.00	0-0	2	1	0	0/2	0	3.0	0	0	0	0	2	0	0	0	9	.000	0	0	0	0	0
3 ONO Ayumi.....	0.00	0-0	1	1	0	0/1	0	2.0	1	0	0	1	1	0	0	0	6	.167	0	0	0	0	1
49 ODAJIMA Mami.....	0.00	1-0	2	0	0	0/2	0	2.0	0	0	0	2	1	0	0	0	5	.000	0	0	0	0	0
37 SUGIMOTO Mina....	0.00	1-0	1	0	0	0/1	0	1.0	0	0	0	0	1	0	0	0	3	.000	0	0	0	0	0
Totals.....	0.26	5-0	5	5	0	4/4	1	27.0	14	1	1	7	24	2	0	0	88	.159	1	0	0	0	2
Opponents.....	10.50	0-5	5	5	2	0/0	0	24.0	59	53	36	10	1	10	0	0	125	.472	6	1	1	2	6

Pickoffs - Team (1), ODAJIMA 1. SBA/ATT - KANEMITSU (1-4), HIMENO (1-2), IMAI (0-1), MATSUSHIMA (0-1), ODAJIMA (0-1).

(All games Sorted by Fielding pct)

Player	C	PO	A	E	FLD%	Dps	SBA	CSB	SBA%	PB	CI
27 MITSUURA Sakura..	35	34	1	0	1.000	1	0	0	---	0	0
13 KANEMITSU Ririna.	22	16	6	0	1.000	0	1	3	.250	0	0
52 YOSHII Harue.....	11	2	9	0	1.000	1	0	0	---	0	0
23 ABE Nozomi.....	10	2	8	0	1.000	0	0	0	---	0	0
5 HIRUTA Natsuki...	9	5	4	0	1.000	1	0	0	---	0	0
22 ENDO Kanako.....	6	5	1	0	1.000	0	0	0	---	0	0
3 ONO Ayumi.....	6	1	5	0	1.000	0	0	0	---	0	0
11 MATSUSHIMA Runa..	5	4	1	0	1.000	0	0	1	.000	0	0
2 OGATA Yuka.....	4	4	0	0	1.000	0	0	0	---	0	0
77 WATANABE Nana....	4	2	2	0	1.000	0	0	0	---	0	0
1 ADACHI Ruri.....	3	3	0	0	1.000	0	0	0	---	0	0
24 IKEMOTO Ayuri....	2	2	0	0	1.000	0	0	0	---	0	0
17 TANAKA Shiori....	1	0	1	0	1.000	0	0	0	---	0	0
15 TSURU Asaka.....	1	0	1	0	1.000	0	0	0	---	0	0
21 ONO Nanami.....	1	0	1	0	1.000	0	0	0	---	0	0
49 ODAJIMA Mami.....	1	0	1	0	1.000	0	0	1	.000	0	0
25 KITAYAMA Miku....	3	1	0	2	.333	0	0	0	---	0	0
18 IMAI Hana.....	0	0	0	0	.000	0	0	1	.000	0	0
19 HIMENO Mayu.....	0	0	0	0	.000	0	1	1	.500	0	0
37 SUGIMOTO Mina....	0	0	0	0	.000	0	0	0	---	0	0
Totals.....	124	81	41	2	.984	1	1	4	.200	0	0
Opponents.....	119	72	37	10	.916	2	18	3	.857	0	0

Hitting minimums - 1 Games 14 TPA 2.7 TPA/Game
Pitching minimums - 1 Games 0.8 IP/Game

TEAMS' STATS



PAKISTAN

PAK

(All games Sorted by Batting avg)

WBAC 2017 record: 0-5

Player	AVG	GP-GS	AB	R	H	2B	3B	HR	RBI	TB	SLG%	BB	HBP	SO	GDP	OB%	SF	SH	SB-ATT	PO	A	E	FLD%
44 KHAN Humaira.....	.286	5-5	14	3	4	0	0	0	0	4	.286	0	0	0	0	.286	0	0	0-1	21	0	2	.913
33 ASLAM Kanwal.....	.333	2-2	3	0	1	0	0	0	1	1	.333	0	0	0	0	.333	0	0	0-0	0	0	0	.000
18 KHALID Iram.....	.300	5-5	10	1	3	0	0	0	0	3	.300	0	0	3	0	.300	0	0	0-2	5	1	1	.857
8 FAROOQ Azra.....	.250	4-4	4	1	1	0	0	0	1	1	.250	2	0	1	0	.500	0	0	0-0	2	0	0	1.000
6 NAYYAB Fariha....	.250	3-3	4	0	1	1	0	0	3	2	.500	0	0	1	0	.200	1	0	0-0	3	0	3	.500
15 SHAHZADI Irum....	.250	4-4	4	0	1	0	0	0	0	1	.250	3	0	2	0	.571	0	0	2-3	3	0	1	.750
2 SHAHZADI Iram....	.250	4-2	4	0	1	0	0	0	0	1	.250	1	0	0	0	.400	0	0	0-0	2	4	1	.857
10 SAIRA.....	.200	5-5	10	2	2	0	0	0	0	2	.200	1	0	1	0	.273	0	0	0-0	2	3	1	.833
34 YOUNIS Uzma.....	.167	5-4	6	0	1	0	0	0	0	1	.167	0	0	1	0	.167	0	0	0-0	5	0	1	.833
5 EJAZ Ayesha.....	.143	5-5	7	0	1	0	0	0	1	1	.143	1	0	0	0	.250	0	0	1-1	8	6	3	.824
7 BIBI Sadia.....	.000	4-4	7	0	0	0	0	0	0	0	.000	0	0	4	0	.000	0	0	0-0	4	1	1	.833
23 LIAQAT Rabia....	.000	5-4	5	0	0	0	0	0	0	0	.000	3	0	3	0	.375	0	0	0-0	5	7	2	.857
17 BASHARAT Masooma.	.000	5-1	3	0	0	0	0	0	0	0	.000	0	0	2	0	.000	0	0	0-0	0	0	0	.000
25 ASMA.....	.000	3-0	2	0	0	0	0	0	0	0	.000	1	0	1	0	.333	0	0	0-0	1	0	1	.500
Totals.....	.193	5-5	83	7	16	1	0	0	6	17	.205	12	0	19	0	.292	1	0	3-7	61	22	17	.830
Opponents.....	.492	5-5	130	82	64	11	2	0	68	79	.608	30	1	5	0	.576	4	0	55-55	69	32	7	.935

LOB - Team (20), Opp (23). DPs turned - Team (0), Opp (2). CI - Team (1), KHALID 1.

(All games Sorted by Earned run avg)

Player	ERA	W-L	APP	GS	CG	SHO/CBO	SV	IP	H	R	ER	BB	SO	2B	3B	HR	AB	B/Avg	WP	HBP	BK	SFA	SHA
7 BIBI Sadia.....	13.22	0-1	3	1	1	0/0	0	9.0	24	19	17	2	1	5	2	0	52	.462	2	0	0	0	0
5 EJAZ Ayesha.....	14.00	0-0	2	0	0	0/0	0	4.0	12	15	8	6	3	2	0	0	27	.444	2	0	0	1	0
17 BASHARAT Masooma.	22.62	0-1	2	1	1	0/0	0	4.1	20	19	14	3	0	2	0	0	34	.588	1	0	0	1	0
8 FAROOQ Azra.....	37.33	0-3	3	3	0	0/0	0	3.0	7	24	16	16	1	1	0	0	16	.438	9	1	1	1	0
15 SHAHZADI Irum....	99.00	0-0	1	0	0	0/0	0	0.0	1	5	4	3	0	1	0	0	1	1.000	0	0	0	1	0
Totals.....	19.62	0-5	5	5	2	0/0	0	20.1	64	82	57	30	5	11	2	0	130	.492	14	1	1	4	0
Opponents.....	1.22	5-0	5	5	0	1/1	0	23.0	16	7	4	12	19	1	0	0	83	.193	3	0	0	1	0

PB - Team (1), SAIRA 1. SBA/ATT - SAIRA (31-31), KHALID (24-24), FAROOQ (22-22), BIBI (16-16), EJAZ (12-12), SHAHZADI Iru (3-3), BASHARAT (2-2).

(All games Sorted by Fielding pct)

Player	C	PO	A	E	FLD%	Dps	SBA	CSB	SBA%	PB	CI
8 FAROOQ Azra.....	2	2	0	0	1.000	0	22	0	1.000	0	0
44 KHAN Humaira.....	23	21	0	2	.913	0	0	0	---	0	0
23 LIAQAT Rabia....	14	5	7	2	.857	0	0	0	---	0	0
18 KHALID Iram.....	7	5	1	1	.857	0	24	0	1.000	0	1
2 SHAHZADI Iram....	7	2	4	1	.857	0	0	0	---	0	0
34 YOUNIS Uzma.....	6	5	0	1	.833	0	0	0	---	0	0
7 BIBI Sadia.....	6	4	1	1	.833	0	16	0	1.000	0	0
10 SAIRA.....	6	2	3	1	.833	0	31	0	1.000	1	0
5 EJAZ Ayesha.....	17	8	6	3	.824	0	12	0	1.000	0	0
15 SHAHZADI Irum....	4	3	0	1	.750	0	3	0	1.000	0	0
6 NAYYAB Fariha....	6	3	0	3	.500	0	0	0	---	0	0
25 ASMA.....	2	1	0	1	.500	0	0	0	---	0	0
33 ASLAM Kanwal....	0	0	0	0	.000	0	0	0	---	0	0
17 BASHARAT Masooma.	0	0	0	0	.000	0	2	0	1.000	0	0
Totals.....	100	61	22	17	.830	0	55	0	1.000	1	1
Opponents.....	108	69	32	7	.935	2	3	4	.429	0	0

Hitting minimums - 1 Games 14 TPA 2.7 TPA/Game
 Pitching minimums - 1 Games 0.8 IP/Game

TEAMS' STATS



SOUTH KOREA

KOR

(All games Sorted by Batting avg)

WBAC 2017 record: 3-2

Player	AVG	GP-GS	AB	R	H	2B	3B	HR	RBI	TB	SLG%	BB	HBP	SO	GDP	OB%	SF	SH	SB-ATT	PO	A	E	FLD%
14 WON Hyeryeon.....	.273	5-4	11	4	3	1	0	0	2	4	.364	2	1	0	0	.400	1	0	1-1	16	4	0	1.000

2 KIM Hyeli.....	.667	3-1	3	3	2	0	0	0	2	2	.667	1	0	0	0	.750	0	0	2-2	1	0	1	.500
17 GIM Hyungyung....	.583	5-4	12	4	7	1	1	0	3	10	.833	0	1	0	0	.615	0	0	3-3	4	0	0	1.000
4 SHIN Jeongeun....	.500	5-3	6	4	3	1	0	0	6	4	.667	3	0	1	0	.667	0	0	5-7	5	2	0	1.000
9 HONG Eun-Jung....	.500	4-3	6	4	3	0	0	0	3	3	.500	1	1	2	0	.556	1	1	2-3	11	0	1	.917
29 KIM Rakyung.....	.400	4-4	10	2	4	0	1	0	2	6	.600	1	1	0	0	.500	0	0	3-3	8	0	0	1.000
22 NA Dooree.....	.400	4-3	5	4	2	0	0	0	2	2	.400	2	0	1	0	.571	0	0	1-1	1	4	1	.833
30 KIM Jihye.....	.375	5-3	8	3	3	2	0	0	2	5	.625	2	0	4	0	.500	0	0	2-2	6	0	0	1.000
21 HAN Jiyeon.....	.333	4-3	6	1	2	0	0	0	0	2	.333	0	0	2	1	.333	0	0	1-1	1	0	0	1.000
23 HWANG Se Won....	.333	4-3	6	3	2	0	0	0	2	2	.333	2	0	1	0	.500	0	0	3-3	1	0	0	1.000
11 KIM Narae.....	.333	3-1	3	2	1	0	0	0	2	1	.333	1	0	0	0	.500	0	0	1-1	2	2	0	1.000
10 CHOI Eunjin.....	.167	3-3	6	1	1	0	0	0	2	1	.167	0	0	0	0	.167	0	0	0-0	4	0	0	1.000
6 YEOM Heera.....	.143	5-5	7	3	1	0	0	0	2	1	.143	4	0	0	0	.417	1	0	4-4	6	10	2	.889
7 KIM Tae Yeon....	.000	4-3	5	0	0	0	0	0	0	0	.000	0	4	1	0	.444	0	0	1-2	8	4	0	1.000
15 YANG Insuk.....	.000	3-1	4	2	0	0	0	0	0	0	.000	1	0	1	0	.200	0	0	2-2	1	3	1	.800
52 LEE Miran.....	.000	4-2	2	0	0	0	0	0	0	0	.000	0	0	1	0	.000	0	0	0-0	1	3	2	.667
3 KIM Chaewon.....	.000	2-1	2	1	0	0	0	0	0	0	.000	1	0	0	0	.333	0	0	1-1	0	1	0	1.000
27 SHIN Nuri.....	.000	1-1	2	0	0	0	0	0	0	0	.000	0	0	1	0	.000	0	0	0-0	1	0	0	1.000
28 JUNG Hyemin.....	.000	3-0	0	0	0	0	0	0	0	0	.000	0	0	0	0	.000	0	0	0-0	1	0	0	1.000
25 KIM Heejin.....	.000	2-2	0	0	0	0	0	0	0	0	.000	0	0	0	0	.000	0	0	0-0	0	0	1	.000
Totals.....	.327	5-5	104	41	34	5	2	0	30	43	.413	21	8	15	1	.463	3	1	32-36	78	33	9	.925
Opponents.....	.350	5-5	123	33	43	5	1	0	29	50	.407	11	3	8	1	.413	1	1	29-29	78	33	9	.925

LOB - Team (18), Opp (28). DPs turned - Team (2), Opp (1). Picked off - KIM J 1, KIM T 1, SHIN J 1.

(All games Sorted by Earned run avg)

Player	ERA	W-L	APP	GS	CG	SHO/CBO	SV	IP	H	R	ER	BB	SO	2B	3B	HR	AB	B/Avg	WP	HBP	BK	SFA	SHA
52 LEE Miran.....	0.78	1-0	3	1	0	0/1	1	9.0	11	1	1	5	0	1	0	0	37	.297	2	0	0	0	0
25 KIM Heejin.....	4.00	2-0	2	2	0	0/0	0	7.0	9	5	4	0	3	1	0	0	30	.300	0	0	0	1	0

2 KIM Hyeli.....	0.00	0-0	2	0	0	0/0	0	2.0	8	9	0	1	1	0	1	0	14	.571	1	1	0	0	0
11 KIM Narae.....	0.00	0-0	1	0	0	0/0	0	1.0	0	0	0	1	0	0	0	0	2	.000	0	0	0	0	1
15 YANG Insuk.....	0.00	0-0	1	0	0	0/1	0	1.0	0	0	0	0	2	0	0	0	3	.000	0	1	0	0	0
28 JUNG Hyemin.....	12.00	0-0	3	0	0	0/1	0	2.1	3	5	4	1	2	1	0	0	12	.250	0	0	0	0	0
22 NA Dooree.....	13.12	0-2	2	2	0	0/0	0	2.2	6	7	5	3	0	0	0	0	15	.400	1	1	0	0	0
14 WON Hyeryeon....	28.00	0-0	1	0	0	0/0	0	1.0	6	6	4	0	0	2	0	0	10	.600	1	0	0	0	0
Totals.....	4.85	3-2	5	5	0	1/1	1	26.0	43	33	18	11	8	5	1	0	123	.350	5	3	0	1	1
Opponents.....	7.54	2-3	5	5	0	2/2	0	26.0	34	41	28	21	15	5	2	0	104	.327	6	8	1	3	1

PB - Team (0), Opp (2). Pickoffs - Team (0), Opp (3). SBA/ATT - CHOI (18-18), KIM R (10-10), NA (10-10), WON (6-6), KIM Hy (4-4), JUNG (3-3), KIM N (2-2), LEE M (2-2), KIM He (1-1), YANG (1-1).

(All games Sorted by Fielding pct)

Player	C	PO	A	E	FLD%	Dps	SBA	CSB	SBA%	PB	CI
14 WON Hyeryeon....	20	16	4	0	1.000	0	6	0	1.000	0	0
7 KIM Tae Yeon....	12	8	4	0	1.000	1	0	0	---	0	0
29 KIM Rakyung....	8	8	0	0	1.000	0	10	0	1.000	0	0
4 SHIN Jeongeun....	7	5	2	0	1.000	0	0	0	---	0	0
30 KIM Jihye.....	6	6	0	0	1.000	0	0	0	---	0	0
11 KIM Narae.....	4	2	2	0	1.000	1	2	0	1.000	0	0
10 CHOI Eunjin....	4	4	0	0	1.000	0	18	0	1.000	0	0
17 GIM Hyungyung....	4	4	0	0	1.000	0	0	0	---	0	0
27 SHIN Nuri.....	1	1	0	0	1.000	0	0	0	---	0	0
23 HWANG Se Won....	1	1	0	0	1.000	0	0	0	---	0	0
28 JUNG Hyemin....	1	1	0	0	1.000	0	3	0	1.000	0	0
21 HAN Jiyeon.....	1	1	0	0	1.000	0	0	0	---	0	0
3 KIM Chaewon....	1	0	1	0	1.000	0	0	0	---	0	0
9 HONG Eun-Jung....	12	11	0	1	.917	1	0	0	---	0	0
6 YEOM Heera.....	18	6	10	2	.889	1	0	0	---	0	0
22 NA Dooree.....	6	1	4	1	.833	0	10	0	1.000	0	0
15 YANG Insuk.....	5	1	3	1	.800	0	1	0	1.000	0	0
52 LEE Miran.....	6	1	3	2	.667	0	2	0	1.000	0	0
2 KIM Hyeli.....	2	1	0	1	.500	1	4	0	1.000	0	0
25 KIM Heejin.....	1	0	0	1	.000	0	1	0	1.000	0	0
Totals.....	120	78	33	9	.925	2	29	0	1.000	0	0
Opponents.....	120	78	33	9	.925	1	32	4	.889	2	0

Hitting minimums - 1 Games 14 TPA 2.7 TPA/Game
Pitching minimums - 1 Games 0.8 IP/Game

GAME HIGHS

TEAM GAME HIGHS

Batting

At bats: 44 - HONG KONG (vs INDIA, Sep 03, 2017)
Runs scored: 23 - SOUTH KOREA (vs PAKISTAN, Sep 03, 2017)
Hits: 24 - HONG KONG (vs INDIA, Sep 03, 2017)
RBIs: 16 - SOUTH KOREA (vs PAKISTAN, Sep 03, 2017)
16 - JAPAN (vs PAKISTAN, Sep 04, 2017)
Doubles: 7 - HONG KONG (vs INDIA, Sep 03, 2017)
Triples: 2 - SOUTH KOREA (vs PAKISTAN, Sep 03, 2017)
Total bases: 33 - HONG KONG (vs INDIA, Sep 03, 2017)
Walks: 11 - CHINESE TAIPEI (vs PAKISTAN, Sep 06, 2017)
Strikeouts: 7 - CHINESE TAIPEI (vs JAPAN, Sep 03, 2017)
Sac hits: 3 - JAPAN (vs HONG KONG, Sep 05, 2017)
Sac flies: 3 - CHINESE TAIPEI (vs INDIA, Sep 07, 2017)
Stolen bases: 21 - CHINESE TAIPEI (vs PAKISTAN, Sep 06, 2017)
Caught stealing: 3 - SOUTH KOREA (vs HONG KONG, Sep 06, 2017)
Hit by pitch: 5 - SOUTH KOREA (vs HONG KONG, Sep 06, 2017)
Runners LOB: 9 - HONG KONG (vs SOUTH KOREA, Sep 06, 2017)
Hit into DP: 2 - INDIA (vs HONG KONG, Sep 03, 2017)

Fielding

Putouts: 21 - (8 games tied)
Assists: 15 - JAPAN (vs HONG KONG, Sep 05, 2017)
Errors: 7 - PAKISTAN (vs SOUTH KOREA, Sep 03, 2017)
Passed balls: 1 - INDIA (vs SOUTH KOREA, Sep 04, 2017)
1 - PAKISTAN (vs SOUTH KOREA, Sep 03, 2017)
DPs turned: 2 - HONG KONG (vs INDIA, Sep 03, 2017)

Pitching

Innings pitched: 7.0 - (8 games tied)
Strikeouts: 7 - JAPAN (vs CHINESE TAIPEI, Sep 03, 2017)
Wild pitches: 5 - PAKISTAN (vs HONG KONG, Sep 02, 2017)
Hit batters: 5 - HONG KONG (vs SOUTH KOREA, Sep 06, 2017)

GAME HIGHS

BOTH TEAMS GAME HIGHS BATTING

Batting

At bats: 70 - HONG KONG vs INDIA (Sep 03, 2017)
Runs scored: 24 - SOUTH KOREA vs PAKISTAN (Sep 03, 2017)
Hits: 29 - HONG KONG vs INDIA (Sep 03, 2017)
RBIs: 17 - HONG KONG vs INDIA (Sep 03, 2017)
17 - SOUTH KOREA vs PAKISTAN (Sep 03, 2017)
Doubles: 7 - HONG KONG vs INDIA (Sep 03, 2017)
7 - CHINESE TAIPEI vs HONG KONG (Sep 04, 2017)
Triples: 2 - SOUTH KOREA vs PAKISTAN (Sep 03, 2017)
Total bases: 38 - HONG KONG vs INDIA (Sep 03, 2017)
Walks: 14 - PAKISTAN vs CHINESE TAIPEI (Sep 06, 2017)
Strikeouts: 8 - HONG KONG vs INDIA (Sep 03, 2017)
8 - CHINESE TAIPEI vs JAPAN (Sep 03, 2017)
Sac hits: 4 - HONG KONG vs JAPAN (Sep 05, 2017)
Sac flies: 3 - INDIA vs CHINESE TAIPEI (Sep 07, 2017)
Stolen bases: 21 - PAKISTAN vs CHINESE TAIPEI (Sep 06, 2017)
Caught stealing: 3 - SOUTH KOREA vs HONG KONG (Sep 06, 2017)
3 - HONG KONG vs JAPAN (Sep 05, 2017)
Hit by pitch: 5 - SOUTH KOREA vs HONG KONG (Sep 06, 2017)
Runners LOB: 16 - SOUTH KOREA vs HONG KONG (Sep 06, 2017)
Hit into DP: 2 - HONG KONG vs INDIA (Sep 03, 2017)

Fielding

Putouts: 42 - HONG KONG vs INDIA (Sep 03, 2017)
42 - SOUTH KOREA vs HONG KONG (Sep 06, 2017)
Assists: 22 - CHINESE TAIPEI vs JAPAN (Sep 03, 2017)
Errors: 9 - SOUTH KOREA vs PAKISTAN (Sep 03, 2017)
Passed balls: 1 - SOUTH KOREA vs PAKISTAN (Sep 03, 2017)
1 - INDIA vs SOUTH KOREA (Sep 04, 2017)
DPs turned: 2 - HONG KONG vs INDIA (Sep 03, 2017)

Pitching

Innings pitched: 14.0 - HONG KONG vs INDIA (Sep 03, 2017)
14.0 - SOUTH KOREA vs HONG KONG (Sep 06, 2017)
Runs allowed: 2 - HONG KONG vs JAPAN (Sep 05, 2017)
Earned runs: 1 - HONG KONG vs JAPAN (Sep 05, 2017)
Walks allowed: 1 - INDIA vs JAPAN (Sep 06, 2017)
Strikeouts: 8 - CHINESE TAIPEI vs JAPAN (Sep 03, 2017)
8 - HONG KONG vs INDIA (Sep 03, 2017)
Hits allowed: 7 - INDIA vs CHINESE TAIPEI (Sep 07, 2017)
Wild pitches: 6 - PAKISTAN vs HONG KONG (Sep 02, 2017)
6 - HONG KONG vs INDIA (Sep 03, 2017)
Hit batters: 5 - SOUTH KOREA vs HONG KONG (Sep 06, 2017)

GAME HIGHS

INDIVIDUAL GAME HIGHS

Batting

At bats: 6 - CHEUNG W, HONG KONG (vs INDIA, Sep 03, 2017)
 Runs scored: 4 - LUI, HONG KONG (vs INDIA, Sep 03, 2017)
 Hits: 3 - (13 players tied)
 RBIs: 4 - SHIN J, SOUTH KOREA (vs HONG KONG, Sep 06, 2017)
 4 - TU, CHINESE TAIPEI (vs PAKISTAN, Sep 06, 2017)
 4 - OGATA, JAPAN (vs INDIA, Sep 06, 2017)
 Doubles: 2 - HSIEH Y, CHINESE TAIPEI (vs HONG KONG, Sep 04, 2017)
 2 - KIM J, SOUTH KOREA (vs HONG KONG, Sep 06, 2017)
 2 - Bhawna, INDIA (vs PAKISTAN, Sep 05, 2017)
 Triples: 1 - (4 players tied)
 Total bases: 6 - MUI, HONG KONG (vs INDIA, Sep 03, 2017)
 Walks: 2 - (12 players tied)
 Strikeouts: 2 - (5 players tied)
 Sac hits: 2 - YOSHII, JAPAN (vs HONG KONG, Sep 05, 2017)
 Sac flies: 1 - (14 players tied)
 Stolen bases: 4 - SHIN J, SOUTH KOREA (vs INDIA, Sep 04, 2017)
 4 - LIN D, CHINESE TAIPEI (vs PAKISTAN, Sep 06, 2017)
 Caught stealing: 1 - (15 players tied)
 Hit by pitch: 3 - KIM T, SOUTH KOREA (vs HONG KONG, Sep 06, 2017)
 Runners LOB: 5 - GUNREDDY, INDIA (vs HONG KONG, Sep 03, 2017)

Fielding

Putouts: 11 - HUANG, CHINESE TAIPEI (vs JAPAN, Sep 03, 2017)
 11 - MITSUURA, JAPAN (vs HONG KONG, Sep 05, 2017)
 Assists: 6 - YEOM, SOUTH KOREA (vs INDIA, Sep 04, 2017)
 Errors: 2 - (7 players tied)
 Passed balls: 1 - CHAUDHARY, INDIA (vs SOUTH KOREA, Sep 04, 2017)
 1 - SAIRA, PAKISTAN (vs SOUTH KOREA, Sep 03, 2017)

Pitching

Innings pitched: 6.2 - LENKA, INDIA (vs HONG KONG, Sep 03, 2017)
 6.2 - BODEKAR, INDIA (vs PAKISTAN, Sep 05, 2017)
 Strikeouts: 6 - HSIEH Y, CHINESE TAIPEI (vs INDIA, Sep 07, 2017)
 6 - BODEKAR, INDIA (vs PAKISTAN, Sep 05, 2017)
 Wild pitches: 4 - FAROOQ, PAKISTAN (vs HONG KONG, Sep 02, 2017)
 Hit batters: 3 - HUNG, HONG KONG (vs SOUTH KOREA, Sep 06, 2017)

ABBREVIATIONS (IN ALPHABETICAL ORDER)

OFENSIVA - HITTING			DEFENSA - FIELDING		
2B	Dobles	Doubles	A	Asistencias	Assists
3B	Triples	Triples	C	Total de lances	Chances
AB	Veces al bate	At bats	CI	Interferencia del receptor	Catcher's interference
AVG	Average de bateo	Batting average	CSB	Atrapado robando (del lanzador y del receptor)	Caught stealing (by pitcher and catcher)
BB	Base por bolas	Base on balls	DPs	Participaciones en doble play	Double plays participated in
GPD	Batazo para Doble Play	Grounded into double plays	E	Errores	Errors
GP / GS	Juegos jugados / empezados	Games played / Games started	FLD%	Promedio de defensa	Fielding percentage
H	Hits	Base hits	PB	Passed ball (receptor)	Passed balls (catcher)
HBP	Golpeado por el lanzador	Hit by pitch	PO	Outs (Eliminaciones)	Putouts
HR	Homeruns	Home runs	SBA	Robos permitidos (lanzador y receptor)	Stolen bases allowed (pitcher and catcher)
IBB	Base por bolas intencional	Intentional base on balls	SBA%	Promedio de robos permitidos (lanzador y receptor)	Stolen bases against percentage (pitcher and catcher)
OB%	Promedio de llegada a base	On base percentage			
R	Carreras Anotadas	Runs scored			
RBI -BI	Carreras impulsadas	Runs batted in			
SB / ATT	Baes Robadas / Intentos de robo	Stolen bases / Stolen bases attempted			
SF	Sacrificio Fly	Sacrifice flies			
SH	Toque de sacrificio	Sacrifice hits			
SLG%	Average de slugging	Slugging percentage			
SO	Ponches	Strikeouts			
TB	Total de bases alcanzadas por hit	Total bases			
LANZADOR - PITCHING			ANÁLISIS DE ESTADÍSTICAS - STATISTICS ANALYSIS		
2B	Dobles permitidos	Doubles allowed	#rnr adv w/out	Número de veces que el bateador ha provocado un out y ha hecho avanzar al menos un corredor	Number of times batter made an out and advanced at least 1 runner
3B	Triples permitidos	Triples allowed	2 out rbi	Carreras impulsadas con 2 outs	Runs batted in with 2 outs
AB	Veces al bate	At bats	Fly / Gnd	Proporción entre outs por batazos de fly y de rolling	Fly outs to ground outs ratio
APP / GS	Juegos lanzados / Juegos Iniciados	Appearances / Game starts	Fly out	Numero de outs por fly (incluyendo los SF, excluyendo los errores)	Number of fly outs (includes SF; but not errors)
B/Avg	Average de bateo de los oponentes	Opponent batting average	Gnd out	Numero de outs con batazos de rolling (incluyendo sacrificios, excluyendo errores)	Number of ground outs (includes SACs, but not errors)
BB	Bases por bolas concedidas	Base on balls allowed	KL	Ponches sin abanicar el tercer strike	Strikeouts look
BF	Bateadores enfrentados	Batters faced	pinch hitting	Average de bateo como bateador emergente	Avg as pinch hitter
IBB	Bases por bolas intencionales	Intentional base on balls allowed	RBI ops	Average de bateo con corredores en 2ª o 3ª base	Avg when batting with runners 2nd or 3rd base
BK	Balk	Balk	rch by leadoff	Average de bateo como primer bateador en la entrada	Avg when leading off an inning
CG	Juego completo	Complete games	rch err	Veces que llega a 1ª base por error	Reach first base on error
ER	Carreras limpias permitidas	Earned runs allowed	rch fc	Veces que llega a 1ª base por jugada de elección	Reach first base on fielder's choice
ERA	Promedio de efectividad	Earned run average	rnrbs lob	Numero de corredores dejados en base por el ultimo bateador de la entrada	Number of runners left on base last batter of inning
FO	Outs por batazo de fly	Fly outs	success advancing rnrbs	Numero de corredores avanzados por batazos	Success advancing runners
GO	Outs por batazo de rolling	Ground outs	vs Left	Average de bateo contra lanzadores zurdos	Avg against left-handed pitchers
H	Hits permitidos	Hits allowed	vs Right	Average de bateo contra lanzadores derechos	Avg against right-handed pitchers
HBP	Golpeados por el lanzamiento	Hit by pitch	w/bases empty	Average de bateo sin corredores en base	Avg when batting with bases empty
HR	Homeruns permitidos	Home runs allowed	w/rnr on 3rd and LT 2 outs	Average de bateo con corredor en 3ª y menos de 2 outs	Avg when batting with runner on third base and less than 2 outs
IP	Entradas lanzadas	Innings played	w/runners on	Average de bateo con corredores en base	Avg when batting with runners on base
R	Carreras permitidas	Runs allowed	with 2 outs	Average de bateo con 2 outs	Avg when batting with 2 outs
SFA	Sacrificios fly permitidos	Sacrifice flies allowed	with 2 outs	Average de bateo con 2 outs	Avg when batting with 2 outs
SHA	Toques de sacrificio permitidos	Sacrifice hits allowed	with runners in scoring pos	Average de bateo con corredores en posición de anotar	Avg when batting with runners in scoring positions
SHO/CHO	Blanqueos / Blanqueos combinados	Shutouts / Combination shutouts			
SO	Strikeouts	Strikeouts			
SV	Juegos salvados	Saves			
W/L	Juegos ganados/Perdidos	Wins/Losses			
WP	Wild pitches	Wild pitches			