



**2017  BFA
WOMEN'S BASEBALL ASIAN CUP
— HONG KONG —**



DAILY REPORT

No. 4


5th SEPTEMBER, 2017

STANDINGS






RK	TEAM - EQUIPO	GP	W	L	T	Points
1	 JAPAN	4	4	0	0	12
2	 CHINESE TAIPEI	3	2	1	0	6
3	 HONG KONG	4	2	2	0	6
4	 SOUTH KOREA	4	2	2	0	6
5	 INDIA	3	1	2	0	3
6	 PAKISTAN	4	0	4	0	0

SCHEDULE AND RESULTS







Saturday september 2, 2017

#	Hour	Stadium	Home Team	Away Team	Score	Inn
09:30 STW OPENING CEREMONY						
01	11:00	STW	 HONG KONG	 PAKISTAN	17 - 2	4
02	15:00	STW	 SOUTH KOREA	 JAPAN	0 - 11	5

Sunday september 3, 2017

#	Hour	Stadium	Home Team	Away Team	Score	Inn
03	09:00	STW	 PAKISTAN	 SOUTH KOREA	1 - 23	4
04	12:00	STW	 JAPAN	 CHINESE TAIPEI	6 - 1	
05	15:00	STW	 INDIA	 HONG KONG	5 - 18	

Monday september 4, 2017

#	Hour	Stadium	Home Team	Away Team	Score	Inn
06	17:15	STW	 PAKISTAN	 JAPAN	0 - 17	4
07	12:25	STW	 HONG KONG	 CHINESE TAIPEI	1 - 16	6
08	14:30	STW	 SOUTH KOREA	 INDIA	9 - 0	

SCHEDULE AND RESULTS



Tuesday september 5, 2017

#	Hour	Stadium	Home Team	Away Team	Score	Inn
09	09:00	STW	 INDIA	 PAKISTAN	9 - 3	
10	12:00	STW	 JAPAN	 HONG KONG	2 - 0	
11	15:00	STW	 CHINESE TAIPEI	 SOUTH KOREA	17 - 0	4

Wednesday september 6, 2017

#	Hour	Stadium	Home Team	Away Team	Score	Inn
12	09:00	STW	 JAPAN	 INDIA		
13	12:00	STW	 CHINESE TAIPEI	 PAKISTAN		
14	15:00	STW	 HONG KONG	 SOUTH KOREA		

Thursday september 7, 2017

#	Hour	Stadium	Home Team	Away Team	Score	Inn
15	09:00	STW	 CHINESE TAIPEI	 INDIA		
	13:00	STW	PRESENTATION CEREMONY			

Local time. Subject to change.

GAME SUMMARY 09



INDIA – PAKISTAN



INDIA 9, PAKISTAN 3 (Sep 05, 2017 at Hong Kong)

```

-----
PAKISTAN..... 300 000 0 - 3 6 0      (0-4)
INDIA.....      050 013 X - 9 13 2     (1-2)
-----

```

Pitchers:

PAKISTAN - BIBI Sadia and KHALID Iram.

INDIA - DAS Shweta; BODEKAR GIRIJA Sunil(1) and CHAUDHARY Manisha.

Win-BODEKAR GIRIJA Sunil(1-0) Loss-BIBI Sadia(0-1)

Start: 10:02 Time: 2:02 Attendance: 80 Weather: Cloudy

Umpires - HP: JEON Mun Sook (KOR) 1B: LIU Po Chun (TPE) 2B: IP Ho Yin (HKG)
3B: LEUNG Wai Hung (HKG)

Scorers - CHAN Sin Yee (HKG), WONG Pak Wah (HKG), PAINI Anna Maria (ITA)

TC - SHIMIZU Nobuko (JPN)

Game: 09

GAME SUMMARY 10



JAPAN – HONG KONG



JAPAN 2, HONG KONG 0 (Sep 05, 2017 at Hong Kong)

```

-----
HONG KONG..... 000 000 0 - 0 7 1      (2-2)
JAPAN.....      101 000 X - 2 6 1     (4-0)
-----

```

Pitchers:

HONG KONG - AU Ho Ying and LAU Janice Chi Kay.

JAPAN - ONO Ayumi; MATSUSHIMA Runa(3); HIMENO Mayu(5) and KANEMITSU Ririna.

Win-MATSUSHIMA Runa(1-0) Save-HIMENO Mayu(1) Loss-AU Ho Ying(0-1)

Start: 12:20 Time: 1:27 Attendance: 70 Weather: Cloudy

Umpires - HP: WANG Show Ling (TPE) 1B: KIM Minseo (KOR) 2B: YIP Ka Leung (HKG)
3B: CHAN Yat Chung (HKG)

Scorers - WINKLER Stephanie (GER), WONG Pak Wah (HKG), HARDINGER Gabriele (AUT)

TC - DONGHOON Hwang (KOR)

Game: 10

GAME SUMMARY 11



CHINESE TAIPEI – SOUTH KOREA



CHINESE TAIPEI 17, SOUTH KOREA 0 (Sep 05, 2017 at Hong Kong)

SOUTH KOREA..... 000 0 - 0 0 2 (2-2)
CHINESE TAIPEI..... 03(14) X - 17 15 0 (2-1)

Pitchers:

SOUTH KOREA - NA Dooree; JUNG Hyemin(2); KIM Hyeli(3) and CHOI Eunjin; KIM Rakyung.

CHINESE TAIPEI - HUANG Chiao Yun; CHEN Min Hua(4) and LEE Shih Yun; LIN Dan Lei.

Win-HUANG Chiao Yun(1-0) Loss-NA Dooree(0-2)

Start: 14:55 Time: 1:32 Attendance: 110 Weather: Sunny

Game notes: JUNG faced 5 batters in the 3rd.

Umpires - HP: SATO Kana (JPN) 1B: MATSUMOTO Kyoto (JPN) 2B: MOO Yee Wha (HKG) 3B: HUEN Kunchi C (HKG)

Scorers - HARDINGER Gabriele (AUT), CHENG Jenny (HKG), CHAN Cindy (HKG)

TC - CHENG John (HKG)

Game: 11

INDIVIDUAL OVERALL STATISTICS

BATTING LEADERS

Player	AVG	GP-GS	AB	R	H	2B	3B	HR	RBI	TB	SLG%	BB	HBP	SO	GDP	OB%	SF	SH	SB-ATT
LIN Ting Chun, TPE.....	1.000	1-1	1	0	1	0	0	0	0	1	1.000	0	0	0	0	1.000	0	0	0-0
ONO Nanami, JPN.....	1.000	2-0	1	0	1	0	0	0	0	1	1.000	0	0	0	0	1.000	0	0	0-0
MATSUSHIMA Runa, JPN.....	1.000	3-0	1	1	1	0	0	0	0	1	1.000	0	0	0	0	1.000	0	0	0-0
IKEMOTO Ayuri, JPN.....	.833	3-2	6	4	5	0	0	0	3	5	.833	0	0	0	0	.833	0	0	1-1
CHEUNG Tan Lee Dan, HKG....	.800	4-3	5	3	4	2	0	0	4	6	1.200	2	1	1	0	.875	0	0	1-1
TSAI Ya Ling, TPE.....	.714	3-1	7	2	5	0	0	0	3	5	.714	1	0	0	0	.750	0	0	0-0
CHEN Chien Fan, TPE.....	.667	2-1	3	4	2	1	0	0	3	3	1.000	1	1	0	0	.800	0	0	2-2
ADACHI Ruri, JPN.....	.667	3-2	3	3	2	0	0	0	0	2	.667	0	0	0	0	.667	0	1	2-3
KIM Hyeli, KOR.....	.667	3-1	3	3	2	0	0	0	2	2	.667	1	0	0	0	.750	0	0	2-2
LEE Shih Yun, TPE.....	.625	3-3	8	4	5	0	0	0	2	5	.625	2	0	0	0	.636	1	0	2-2
OGATA Yuka, JPN.....	.625	3-3	8	2	5	1	0	0	3	6	.750	0	0	0	0	.625	0	0	0-0
WATANABE Nana, JPN.....	.625	3-3	8	1	5	1	0	0	2	6	.750	1	0	0	0	.600	1	0	1-2
CHEUNG Wai Yee Viv, HKG....	.615	4-4	13	6	8	2	0	0	3	10	.769	3	0	0	0	.688	0	0	4-4
HONG Eun-Jung, KOR.....	.600	3-2	5	2	3	0	0	0	3	3	.600	0	0	1	0	.500	1	0	2-2
YANG Chia Hui, TPE.....	.556	3-3	9	5	5	2	0	0	3	7	.778	0	0	1	0	.556	0	1	2-2
HSIEH Yu Ying, TPE.....	.545	3-3	11	4	6	3	0	0	3	9	.818	0	0	1	0	.545	0	0	3-3
HIRUTA Natsuki, JPN.....	.500	4-4	12	5	6	0	0	0	4	6	.500	1	0	1	0	.538	0	0	3-3
GIM Hyungyung, KOR.....	.500	4-3	8	2	4	1	1	0	3	7	.875	0	1	0	0	.556	0	0	2-2
- Pooja, IND.....	.500	2-2	6	1	3	0	0	0	1	3	.500	1	0	1	0	.571	0	0	2-2
DAS Shweta, IND.....	.500	3-3	4	2	2	0	0	0	1	2	.500	0	0	0	0	.500	0	0	1-1
HIMENO Mayu, JPN.....	.500	3-1	4	1	2	0	0	0	2	2	.500	0	0	0	0	.500	0	0	0-0
NA Dooree, KOR.....	.500	3-2	2	2	1	0	0	0	1	1	.500	1	0	1	0	.667	0	0	0-0
LEUNG Ka Yan, HKG.....	.500	1-1	2	0	1	1	0	0	1	2	1.000	0	0	1	0	.500	0	0	0-0
CHEUK Woon Yee Sin, HKG....	.429	4-3	7	3	3	1	0	0	4	4	.571	0	0	1	0	.429	0	0	0-0
LAW Ka Man Evelyn, HKG.....	.429	3-1	7	1	3	0	0	0	1	3	.429	0	0	1	0	.429	0	0	0-0
LAU Tsz Chin, HKG.....	.417	4-4	12	4	5	1	0	0	2	6	.500	1	0	0	0	.462	0	1	5-5
ONO Ayumi, JPN.....	.400	3-3	5	2	2	0	0	0	2	2	.400	1	0	0	0	.500	0	0	1-1
HAN Jiyeon, KOR.....	.400	3-3	5	1	2	0	0	0	0	2	.400	0	0	1	1	.400	0	0	1-1
HWANG Se Won, KOR.....	.400	3-2	5	3	2	0	0	0	2	2	.400	1	0	0	0	.500	0	0	1-1
YEUNG Kit Ling, HKG.....	.385	4-4	13	2	5	0	0	0	3	5	.385	0	0	1	0	.385	0	1	1-1
LUI Chee Ar, HKG.....	.385	4-4	13	5	5	1	0	0	1	6	.462	2	0	2	0	.467	0	0	2-3
KHALID Iram, PAK.....	.375	4-4	8	1	3	0	0	0	0	3	.375	0	0	2	0	.375	0	0	0-2
TU Yu Chuan, TPE.....	.375	3-3	8	4	3	1	0	0	3	4	.500	1	0	1	0	.444	0	1	4-4
- Bhawna, IND.....	.375	3-3	8	2	3	2	0	0	1	5	.625	1	1	1	1	.500	0	0	0-0
MUI Wing Ki, HKG.....	.364	4-4	11	5	4	2	1	0	4	8	.727	1	0	1	0	.385	1	0	0-0
MITSUURA Sakura, JPN.....	.333	4-4	9	2	3	1	0	0	3	4	.444	1	0	0	1	.400	0	0	2-2
- Raj Rani, IND.....	.333	3-3	9	1	3	0	0	0	2	3	.333	2	0	0	0	.455	0	0	1-1
CHITTARI CHANDHU P, IND....	.333	3-3	9	1	3	1	0	0	1	4	.444	0	0	0	0	.333	0	0	2-2
HSIEH Wen Ching, TPE.....	.333	3-3	6	2	2	0	0	0	2	2	.333	0	0	1	0	.333	0	0	1-1
CHAUDHARY Manisha, IND....	.333	3-2	6	1	2	0	0	0	2	2	.333	2	0	0	0	.500	0	0	2-2
SHARMA Chetna, IND.....	.333	2-0	6	1	2	0	0	0	2	2	.333	0	0	0	0	.333	0	0	1-1
TSE Cheuk Lam Andr, HKG....	.333	4-2	6	1	2	0	0	0	0	2	.333	0	0	1	0	.333	0	1	1-2
SHIN Jeongeun, KOR.....	.333	4-2	3	3	1	0	0	0	2	1	.333	2	0	1	0	.600	0	0	5-6
- Ramandeep Kaur, IND.....	.333	1-1	3	0	1	0	0	0	0	1	.333	0	0	1	0	.333	0	0	0-0
KIM Narae, KOR.....	.333	3-1	3	2	1	0	0	0	2	1	.333	1	0	0	0	.500	0	0	1-1
SHAHZADI Irum, PAK.....	.333	3-3	3	0	1	0	0	0	0	1	.333	2	0	1	0	.600	0	0	2-3
LAU Janice Chi Kay, HKG....	.300	4-4	10	4	3	1	0	0	2	4	.400	3	0	3	0	.462	0	0	1-1
ABE Nozomi, JPN.....	.286	4-3	7	3	2	0	0	0	1	2	.286	1	0	0	0	.375	0	1	1-1
YOSHII Harue, JPN.....	.286	4-3	7	3	2	0	0	0	2	2	.286	1	0	0	0	.375	0	2	1-1
TSAI Hsing Yeh, TPE.....	.286	3-3	7	4	2	1	1	0	4	5	.714	1	2	1	0	.500	0	0	3-3
KIM Rakyung, KOR.....	.286	3-3	7	1	2	0	1	0	1	4	.571	0	1	0	0	.375	0	0	3-3
KHAN Humaira, PAK.....	.273	4-4	11	2	3	0	0	0	3	3	.273	0	0	0	0	.273	0	0	0-1
KWAN Man Hoi, HKG.....	.250	4-2	8	2	2	0	0	0	2	2	.250	0	0	0	0	.250	0	0	0-0
ENDO Kanako, JPN.....	.250	3-3	8	3	2	0	0	0	3	2	.250	2	0	0	0	.400	0	0	2-3
KITAYAMA Miku, JPN.....	.250	3-2	4	2	1	0	0	0	3	1	.250	1	1	0	0	.500	0	2	0-0
NAYYAB Fariha, PAK.....	.250	3-3	4	0	1	1	0	0	3	2	.500	0	0	1	0	.200	1	0	0-0
FUNG Siu Ping Emil, HKG....	.250	4-0	4	0	1	0	0	0	1	1	.250	0	0	1	0	.250	0	0	0-0
FAROOQ Azra, PAK.....	.250	3-3	4	1	1	0	0	0	1	1	.250	1	0	1	0	.400	0	0	0-0
WON Hyeryeon, KOR.....	.222	4-3	9	3	2	1	0	0	2	3	.333	1	0	0	0	.273	1	0	0-0
SAIRA, PAK.....	.222	4-4	9	2	2	0	0	0	0	2	.222	1	0	1	0	.300	0	0	0-0
KUSUMAKAR Mona, IND.....	.200	3-3	10	1	2	0	0	0	1	2	.200	0	1	0	1	.273	0	0	3-3
KIM Jihye, KOR.....	.200	4-3	5	3	1	0	0	0	1	1	.200	2	0	3	0	.429	0	0	2-2
HUANG Chiao Yun, TPE.....	.200	3-3	5	3	1	1	0	0	3	2	.400	1	0	0	0	.286	1	0	1-1
YEOM Heera, KOR.....	.200	4-4	5	3	1	0	0	0	1	1	.200	3	0	0	0	.500	0	0	4-4
BHUYAN Geeta, IND.....	.200	3-3	5	3	1	0	0	0	0	1	.200	0	1	1	0	.333	0	0	0-0
EJAZ Ayesha, PAK.....	.200	4-4	5	0	1	0	0	0	1	1	.200	1	0	0	0	.333	0	0	1-1
YOUNIS Uzma, PAK.....	.200	4-3	5	0	1	0	0	0	0	1	.200	0	0	1	0	.200	0	0	0-0
SUGIMOTO Mina, JPN.....	.167	3-2	6	2	1	1	0	0	2	2	.333	0	0	0	0	.143	1	0	1-1
CHOI Eunjin, KOR.....	.167	3-3	6	1	1	0	0	0	2	1	.167	0	0	0	0	.167	0	0	0-0
GUNREDDY Sai Asrit, IND....	.143	3-3	7	0	1	0	0	0	1	1	.143	0	0	2	0	.143	0	0	0-0
KANEMITSU Ririna, JPN.....	.125	4-2	8	2	1	1	0	0	1	2	.250	0	0	0	0	.125	0	0	2-2
BIBI Sadia, PAK.....	.000	4-4	7	0	0	0	0	0	0	0	.000	0	0	4	0	.000	0	0	0-0
SHIH Wan Ting, TPE.....	.000	3-2	5	0	0	0	0	0	0	0	.000	0	0	2	0	.000	0	0	0-0
SUNG Shih Han, TPE.....	.000	2-2	4	0	0	0	0	0	0	0	.000	1	0	1	0	.200	0	0	1-1
LIAQAT Rabia, PAK.....	.000	4-4	4	0	0	0	0	0	0	0	.000	3	0	3	0	.429	0	0	0-0
KIM Tae Yeon, KOR.....	.000	3-2	4	0	0	0	0	0	0	0	.000	0	1	0	0	.200	0	0	1-1

Player	AVG	GP-GS	AB	R	H	2B	3B	HR	RBI	TB	SLG%	BB	HBP	SO	GDP	OB%	SF	SH	SB-ATT
SAHOO Binu, IND.....	.000	3-2	4	1	0	0	0	0	0	0	.000	2	0	1	0	.333	0	0	0-0
YANG Insuk, KOR.....	.000	3-1	4	2	0	0	0	0	0	0	.000	1	0	1	0	.200	0	0	2-2
LENKA Rupashi, IND.....	.000	2-1	3	0	0	0	0	0	0	0	.000	0	0	0	1	.000	0	0	0-0
THAKUR Sheetal, IND.....	.000	1-1	2	0	0	0	0	0	0	0	.000	1	0	1	0	.333	0	0	0-0
ASMA, PAK.....	.000	2-0	2	0	0	0	0	0	0	0	.000	0	0	1	0	.000	0	0	0-0
WU Chi Hsuan, TPE.....	.000	2-0	2	2	0	0	0	0	1	0	.000	1	0	0	0	.333	0	0	2-2
SHAHZADI Iram, PAK.....	.000	3-1	2	0	0	0	0	0	0	0	.000	1	0	0	0	.333	0	0	0-0
SHIN Nuri, KOR.....	.000	1-1	2	0	0	0	0	0	0	0	.000	0	0	1	0	.000	0	0	0-0
BASHARAT Masooma, PAK.....	.000	4-1	2	0	0	0	0	0	0	0	.000	0	0	1	0	.000	0	0	0-0
KIM Chaewon, KOR.....	.000	2-1	2	1	0	0	0	0	0	0	.000	1	0	0	0	.333	0	0	1-1
YANG An Chi, TPE.....	.000	2-1	2	0	0	0	0	0	0	0	.000	0	0	1	0	.000	0	0	0-0
LEE Miran, KOR.....	.000	3-2	2	0	0	0	0	0	0	0	.000	0	0	1	0	.000	0	0	0-0
ASLAM Kanwal, PAK.....	.000	1-1	1	0	0	0	0	0	0	0	.000	0	0	0	0	.000	0	0	0-0
CHEN Min Hua, TPE.....	.000	1-0	0	0	0	0	0	0	0	0	.000	0	0	0	0	.000	0	0	0-0
LIN Dan Lei, TPE.....	.000	1-0	0	0	0	0	0	0	0	0	.000	0	0	0	0	.000	0	0	0-0
BODEKAR GIRIJA Sun, IND.....	.000	1-0	0	0	0	0	0	0	0	0	.000	0	0	0	0	.000	0	0	0-0
TANAKA Shiori, JPN.....	.000	1-1	0	0	0	0	0	0	0	0	.000	0	0	0	0	.000	0	0	0-0
AU Kit Yi Kitty, HKG.....	.000	1-0	0	0	0	0	0	0	0	0	.000	0	0	0	0	.000	0	0	0-0
FAN Tak Kwan, HKG.....	.000	1-0	0	0	0	0	0	0	0	0	.000	0	0	0	0	.000	0	0	0-0
LAM Yee Wan, HKG.....	.000	2-1	0	0	0	0	0	0	0	0	.000	0	0	0	0	.000	0	0	0-0
HUNG Yik Shan, HKG.....	.000	2-2	0	0	0	0	0	0	0	0	.000	0	0	0	0	.000	0	0	0-0
HO Tsz Wai, HKG.....	.000	1-0	0	0	0	0	0	0	0	0	.000	0	0	0	0	.000	0	0	0-0
NG Wing Hin, HKG.....	.000	2-0	0	0	0	0	0	0	0	0	.000	0	0	0	0	.000	0	0	0-1
TSURU Asaka, JPN.....	.000	2-1	0	0	0	0	0	0	0	0	.000	0	0	0	0	.000	0	0	0-0
IMAI Hana, JPN.....	.000	2-1	0	0	0	0	0	0	0	0	.000	0	0	0	0	.000	0	0	0-0
ODAJIMA Mami, JPN.....	.000	2-0	0	0	0	0	0	0	0	0	.000	0	0	0	0	.000	0	0	0-0
JUNG Hyemin, KOR.....	.000	3-0	0	0	0	0	0	0	0	0	.000	0	0	0	0	.000	0	0	0-0
KIM Heejin, KOR.....	.000	1-1	0	0	0	0	0	0	0	0	.000	0	0	0	0	.000	0	0	0-0
AU Ho Ying, HKG.....	.000	2-1	0	0	0	0	0	0	0	0	.000	0	0	0	0	.000	0	0	0-0

CI - KHALID PAK 1.

INDIVIDUAL OVERALL STATISTICS

PITCHING LEADERS

Player	ERA	W-L	APP	GS	CG	SHO/CBO	SV	IP	H	R	ER	BB	SO	2B	3B	HR	AB	B/Avg	WP	HBP	BK
BODEKAR GIRIJA Sun, IND....	0.00	1-0	1	0	0	0/0	0	6.2	2	0	0	2	6	0	0	0	21	.095	0	0	0
HIMENO Mayu, JPN.....	0.00	1-0	2	0	0	0/2	1	5.0	4	0	0	2	5	0	0	0	17	.235	0	0	0
HUANG Chiao Yun, TPE.....	0.00	1-0	2	1	0	0/1	0	4.0	1	0	0	0	3	0	0	0	13	.077	0	0	0
AU Ho Ying, HKG.....	1.00	0-1	2	1	1	0/0	0	7.0	7	2	1	1	0	0	0	0	23	.304	1	0	0
LEE Miran, KOR.....	1.17	1-0	2	1	0	0/1	0	6.0	6	1	1	4	0	0	0	0	23	.261	1	0	0
FAN Tak Kwan, HKG.....	1.75	1-0	1	0	0	0/0	0	4.0	2	1	1	2	4	0	0	0	13	.154	0	1	0
TSURU Asaka, JPN.....	1.75	0-0	1	1	0	0/0	0	4.0	3	1	1	1	4	1	0	0	14	.214	0	0	0
HSIEH Yu Ying, TPE.....	3.71	0-1	1	1	0	0/0	0	5.2	7	3	3	1	1	1	0	0	19	.368	0	0	0
HSIEH Wen Ching, TPE.....	5.25	1-0	2	1	0	0/0	0	5.1	4	4	4	2	3	1	0	0	17	.235	2	2	0
DAS Shweta, IND.....	6.63	0-1	2	2	0	0/0	0	6.1	9	9	6	4	2	1	0	0	27	.333	2	1	1
HUNG Yik Shan, HKG.....	8.00	0-1	2	2	0	0/0	0	7.0	9	9	8	2	1	2	0	0	29	.310	1	1	0
BIBI Sadia, PAK.....	13.22	0-1	3	1	1	0/0	0	9.0	24	19	17	2	1	5	2	0	52	.462	2	0	0
LENKA Rupashi, IND.....	13.65	0-1	2	1	0	0/0	0	6.2	25	21	13	1	3	7	1	0	44	.568	3	1	0
BASHARAT Masooma, PAK.....	22.62	0-1	2	1	1	0/0	0	4.1	20	19	14	3	0	2	0	0	34	.588	1	0	0

KIM Heejin, KOR.....	0.00	1-0	1	1	0	0/0	0	3.0	2	1	0	0	2	0	0	0	11	.182	0	0	0
IMAI Hana, JPN.....	0.00	0-0	2	1	0	0/2	0	3.0	2	0	0	0	5	0	0	0	10	.200	0	0	0
MATSUSHIMA Runa, JPN.....	0.00	1-0	2	0	0	0/1	0	3.0	3	0	0	1	1	1	0	0	11	.273	1	0	0
ONO Ayumi, JPN.....	0.00	0-0	1	1	0	0/1	0	2.0	1	0	0	1	1	0	0	0	6	.167	0	0	0
ONO Nanami, JPN.....	0.00	1-0	1	0	0	0/0	0	2.0	1	0	0	0	3	0	0	0	7	.143	0	0	0
ODAJIMA Mami, JPN.....	0.00	1-0	2	0	0	0/2	0	2.0	0	0	0	2	1	0	0	0	5	.000	0	0	0
KIM Hyeli, KOR.....	0.00	0-0	2	0	0	0/0	0	2.0	8	9	0	1	1	0	1	0	14	.571	1	1	0
TANAKA Shiori, JPN.....	0.00	0-0	1	1	0	0/1	0	2.0	0	0	0	0	2	0	0	0	6	.000	0	0	0
NG Wing Hin, HKG.....	0.00	1-0	1	0	0	0/0	0	1.0	0	0	0	2	0	0	0	0	2	.000	0	0	0
YANG Insuk, KOR.....	0.00	0-0	1	0	0	0/1	0	1.0	0	0	0	0	2	0	0	0	3	.000	0	1	0
CHEN Min Hua, TPE.....	0.00	0-0	1	0	0	0/1	0	1.0	0	0	0	0	0	0	0	0	3	.000	0	0	0
KIM Narae, KOR.....	0.00	0-0	1	0	0	0/0	0	1.0	0	0	0	1	0	0	0	0	2	.000	0	0	0
LAU Tsz Chin, HKG.....	0.00	0-0	1	0	0	0/0	0	0.1	1	0	0	0	0	1	0	0	2	.500	0	0	0
CHITTARI CHANDHU P, IND....	0.00	0-0	1	0	0	0/0	0	0.1	1	0	0	0	0	0	0	0	2	.500	0	0	0
JUNG Hyemin, KOR.....	12.00	0-0	3	0	0	0/1	0	2.1	3	5	4	1	2	1	0	0	12	.250	0	0	0
NA Dooree, KOR.....	13.12	0-2	2	2	0	0/0	0	2.2	6	7	5	3	0	0	0	0	15	.400	1	1	0
EJAZ Ayesha, PAK.....	14.00	0-0	1	0	0	0/0	0	2.0	8	11	4	3	1	1	0	0	17	.471	1	0	0
AU Kit Yi Kitty, HKG.....	14.00	0-0	1	0	0	0/0	0	1.0	0	2	2	3	0	0	0	0	2	.000	0	1	0
HO Tsz Wai, HKG.....	14.00	0-0	1	0	0	0/0	0	1.0	2	2	2	2	1	1	0	0	5	.400	1	0	0
LAM Yee Wan, HKG.....	16.80	0-0	2	1	0	0/0	0	1.2	5	5	4	1	1	2	0	0	11	.455	2	0	0
WON Hyeryeon, KOR.....	28.00	0-0	1	0	0	0/0	0	1.0	6	6	4	0	0	2	0	0	10	.600	1	0	0
FAROOQ Azra, PAK.....	31.50	0-2	2	2	0	0/0	0	2.0	5	17	9	11	1	1	0	0	12	.417	7	1	1
YEUNG Kit Ling, HKG.....	99.00	0-0	1	0	0	0/0	0	0.0	1	4	4	3	0	1	0	0	1	1.000	2	0	0

PB - CHAUDHARY IND 1, SAIRA PAK 1. Pickoffs - ODAJIMA JPN 1, HUNG HKG 1, LENKA IND 1.

INDIVIDUAL OVERALL STATISTICS

FIELDING LEADERS

Player	C	PO	A	E	FLD%	DPS	SBA	CSB	SBA%	PB	CI
MITSUURA Sakura, JPN.....	29	28	1	0	1.000	1	0	0	---	0	0
KANEMITSU Ririna, JPN.....	21	15	6	0	1.000	0	1	3	.250	0	0
WON Hyeryeon, KOR.....	14	12	2	0	1.000	0	6	0	1.000	0	0
HUANG Chiao Yun, TPE.....	14	13	1	0	1.000	1	0	0	---	0	0
SHIH Wan Ting, TPE.....	14	7	7	0	1.000	2	0	0	---	0	0
CHAUDHARY Manisha, IND.....	12	10	2	0	1.000	1	16	2	.889	1	0
LEE Shih Yun, TPE.....	10	7	3	0	1.000	0	0	3	.000	0	0
HSIEH Yu Ying, TPE.....	10	3	7	0	1.000	2	0	2	.000	0	0
CHEUNG Wai Yee Viv, HKG....	10	6	4	0	1.000	1	0	0	---	0	0
SAHOO Binu, IND.....	9	4	5	0	1.000	0	0	0	---	0	0
LAW Ka Man Evelyn, HKG.....	9	3	6	0	1.000	1	0	0	---	0	0
YOSHII Harue, JPN.....	9	1	8	0	1.000	1	0	0	---	0	0
TSE Cheuk Lam Andr, HKG....	9	8	1	0	1.000	0	0	0	---	0	0
KIM Tae Yeon, KOR.....	9	6	3	0	1.000	1	0	0	---	0	0
MUI Wing Ki, HKG.....	9	8	1	0	1.000	0	0	0	---	0	0
HIRUTA Natsuki, JPN.....	8	4	4	0	1.000	1	0	0	---	0	0
YANG Chia Hui, TPE.....	8	1	7	0	1.000	1	0	0	---	0	0
LAU Janice Chi Kay, HKG....	6	6	0	0	1.000	0	3	0	1.000	0	0
SHIN Jeongeun, KOR.....	6	4	2	0	1.000	0	0	0	---	0	0
ABE Nozomi, JPN.....	6	2	4	0	1.000	0	0	0	---	0	0
ENDO Kanako, JPN.....	5	4	1	0	1.000	0	0	0	---	0	0
MATSUSHIMA Runa, JPN.....	5	4	1	0	1.000	0	0	1	.000	0	0
SHARMA Chetna, IND.....	5	3	2	0	1.000	1	0	0	---	0	0
CHEUNG Tan Lee Dan, HKG....	5	4	1	0	1.000	0	0	0	---	0	0
TSAI Ya Ling, TPE.....	5	5	0	0	1.000	0	0	0	---	0	0
LUI Chee Ar, HKG.....	5	4	1	0	1.000	0	10	1	.909	0	0
LENKA Rupashi, IND.....	5	2	3	0	1.000	0	8	0	1.000	0	0
KIM Rakyung, KOR.....	5	5	0	0	1.000	0	7	0	1.000	0	0
TU Yu Chuan, TPE.....	5	5	0	0	1.000	0	0	0	---	0	0
KIM Jihye, KOR.....	4	4	0	0	1.000	0	0	0	---	0	0
BHUYAN Geeta, IND.....	4	1	3	0	1.000	0	0	0	---	0	0
TSAI Hsing Yeh, TPE.....	4	4	0	0	1.000	0	0	0	---	0	0
SAIRA, PAK.....	4	1	3	0	1.000	0	15	0	1.000	1	0
YOUNIS Uzma, PAK.....	4	4	0	0	1.000	0	0	0	---	0	0
ONO Ayumi, JPN.....	4	0	4	0	1.000	0	0	0	---	0	0
CHEUK Woon Yee Sin, HKG....	4	2	2	0	1.000	0	0	0	---	0	0
WATANABE Nana, JPN.....	4	2	2	0	1.000	0	0	0	---	0	0
CHOI Eunjin, KOR.....	4	4	0	0	1.000	0	18	0	1.000	0	0
OGATA Yuka, JPN.....	4	4	0	0	1.000	0	0	0	---	0	0
KIM Narae, KOR.....	4	2	2	0	1.000	1	2	0	1.000	0	0
LIN Ting Chun, TPE.....	3	2	1	0	1.000	1	0	0	---	0	0
KWAN Man Hoi, HKG.....	2	2	0	0	1.000	0	0	0	---	0	0
FAROOQ Azra, PAK.....	2	2	0	0	1.000	0	12	0	1.000	0	0
IKEMOTO Ayuri, JPN.....	2	2	0	0	1.000	0	0	0	---	0	0
ADACHI Ruri, JPN.....	2	2	0	0	1.000	0	0	0	---	0	0
GIM Hyungyung, KOR.....	2	2	0	0	1.000	0	0	0	---	0	0
CHITTARI CHANDHU P, IND....	2	2	0	0	1.000	0	0	0	---	0	0
ONO Nanami, JPN.....	1	0	1	0	1.000	0	0	0	---	0	0
SHIN Nuri, KOR.....	1	1	0	0	1.000	0	0	0	---	0	0
JUNG Hyemin, KOR.....	1	1	0	0	1.000	0	3	0	1.000	0	0
TANAKA Shiori, JPN.....	1	0	1	0	1.000	0	0	0	---	0	0
TSURU Asaka, JPN.....	1	0	1	0	1.000	0	0	0	---	0	0
HO Tsz Wai, HKG.....	1	0	1	0	1.000	0	0	0	---	0	0
HSIEH Wen Ching, TPE.....	1	0	1	0	1.000	0	0	1	.000	0	0
AU Ho Ying, HKG.....	1	0	1	0	1.000	0	3	1	.750	0	0
GUNREDDY Sai Asrit, IND....	1	1	0	0	1.000	0	0	0	---	0	0
FUNG Siu Ping Emil, HKG....	1	1	0	0	1.000	0	0	0	---	0	0
WU Chi Hsuan, TPE.....	1	1	0	0	1.000	0	0	0	---	0	0
KIM Chaewon, KOR.....	1	0	1	0	1.000	0	0	0	---	0	0
BODEKAR GIRIJA Sun, IND....	1	0	1	0	1.000	0	2	2	.500	0	0
LAM Yee Wan, HKG.....	1	1	0	0	1.000	0	0	0	---	0	0
ODAJIMA Mami, JPN.....	1	0	1	0	1.000	0	0	1	.000	0	0
- Bhawna, IND.....	25	24	0	1	.960	0	0	0	---	0	0
HONG Eun-Jung, KOR.....	12	11	0	1	.917	1	0	0	---	0	0
KUSUMAKAR Mona, IND.....	12	6	5	1	.917	0	0	0	---	0	0
KHAN Humaira, PAK.....	21	19	0	2	.905	0	0	0	---	0	0
YEUNG Kit Ling, HKG.....	23	20	0	3	.870	2	2	0	1.000	0	0
LIAQAT Rabia, PAK.....	14	5	7	2	.857	0	0	0	---	0	0
YEOM Heera, KOR.....	13	2	9	2	.846	1	0	0	---	0	0
BIBI Sadia, PAK.....	6	4	1	1	.833	0	16	0	1.000	0	0

Player	C	PO	A	E	FLD%	DPS	SBA	CSB	SBA%	PB	CI
SHAHZADI Iram, PAK.....	6	2	3	1	.833	0	0	0	---	0	0
EJAZ Ayesha, PAK.....	15	6	6	3	.800	0	4	0	1.000	0	0
- Raj Rani, IND.....	5	4	0	1	.800	0	0	0	---	0	0
KHALID Iram, PAK.....	5	3	1	1	.800	0	19	0	1.000	0	1
YANG Insuk, KOR.....	5	1	3	1	.800	0	1	0	1.000	0	0
LAU Tsz Chin, HKG.....	14	4	7	3	.786	1	0	0	---	0	0
SHAHZADI Irum, PAK.....	4	3	0	1	.750	0	0	0	---	0	0
HUNG Yik Shan, HKG.....	4	0	3	1	.750	0	7	1	.875	0	0
THAKUR Sheetal, IND.....	4	3	0	1	.750	0	5	0	1.000	0	0
NA Dooree, KOR.....	4	0	3	1	.750	0	10	0	1.000	0	0
LEE Miran, KOR.....	4	1	2	1	.750	0	0	0	---	0	0
DAS Shweta, IND.....	5	0	3	2	.600	0	11	0	1.000	0	0
NAYYAB Fariha, PAK.....	6	3	0	3	.500	0	0	0	---	0	0
KIM Hyeli, KOR.....	2	1	0	1	.500	1	4	0	1.000	0	0
KITAYAMA Miku, JPN.....	3	1	0	2	.333	0	0	0	---	0	0
KIM Heejin, KOR.....	1	0	0	1	.000	0	0	0	---	0	0
ASMA, PAK.....	1	0	0	1	.000	0	0	0	---	0	0
HAN Jiyeon, KOR.....	0	0	0	0	.000	0	0	0	---	0	0
FAN Tak Kwan, HKG.....	0	0	0	0	.000	0	0	0	---	0	0
- Ramandeep Kaur, IND.....	0	0	0	0	.000	0	0	0	---	0	0
CHEN Chien Fan, TPE.....	0	0	0	0	.000	0	0	0	---	0	0
- Pooja, IND.....	0	0	0	0	.000	0	0	0	---	0	0
LEUNG Ka Yan, HKG.....	0	0	0	0	.000	0	0	0	---	0	0
NG Wing Hin, HKG.....	0	0	0	0	.000	0	1	0	1.000	0	0
CHEN Min Hua, TPE.....	0	0	0	0	.000	0	0	0	---	0	0
YANG An Chi, TPE.....	0	0	0	0	.000	0	0	0	---	0	0
BASHARAT Masooma, PAK.....	0	0	0	0	.000	0	2	0	1.000	0	0
ASLAM Kanwal, PAK.....	0	0	0	0	.000	0	0	0	---	0	0
LIN Dan Lei, TPE.....	0	0	0	0	.000	0	0	0	---	0	0
HIMENO Mayu, JPN.....	0	0	0	0	.000	0	1	1	.500	0	0
HWANG Se Won, KOR.....	0	0	0	0	.000	0	0	0	---	0	0
AU Kit Yi Kitty, HKG.....	0	0	0	0	.000	0	0	0	---	0	0
SUGIMOTO Mina, JPN.....	0	0	0	0	.000	0	0	0	---	0	0
IMAI Hana, JPN.....	0	0	0	0	.000	0	0	1	.000	0	0
SUNG Shih Han, TPE.....	0	0	0	0	.000	0	0	0	---	0	0

Hitting minimums - 1 Games

Pitching minimums - 1 Games 0.8 IP/Game



ABBREVIATIONS (IN ALPHABETICAL ORDER)

OFENSIVA - HITTING			DEFENSA - FIELDING		
2B	Dobles	Doubles	A	Asistencias	Assists
3B	Triples	Triples	C	Total de lances	Chances
AB	Veces al bate	At bats	CI	Interferencia del receptor	Catcher's interference
AVG	Average de bateo	Batting average	CSB	Atrapado robando (del lanzador y del receptor)	Caught stealing (by pitcher and catcher)
BB	Base por bolas	Base on balls	DPs	Participaciones en doble play	Double plays participated
GPD	Batazo para Doble Play	Grounded into double plays	E	Errores	Errors
GP / GS	Juegos jugados / empezados	Games played / Games started	FLD%	Promedio de defensa	Fielding percentage
H	Hits	Base hits	PB	Passed ball (receptor)	Passed balls (catcher)
HBP	Golpeado por el lanzador	Hit by pitch	PO	Outs (Eliminaciones)	Putouts
HR	Homeruns	Home runs	SBA	Robos permitidos (lanzador y receptor)	Stolen bases allowed (pitcher and catcher)
IBB	Base por bolas intencional	Intentional base on balls	SBA%	Promedio de robos permitidos (lanzador y receptor)	Stolen bases against percentage (pitcher and catcher)
OB%	Promedio de llegada a base	On base percentage	ANÁLISIS DE ESTADÍSTICAS - STATISTICS ANALYSIS		
R	Carreras Anotadas	Runs scored	#rnr adv w/out	Número de veces que el bateador ha provocado un out y ha hecho avanzar al menos un corredor	Number of times batter made out and advanced at least one runner
RBI -BI	Carreras impulsadas	Runs batted in	2 out rbi	Carreras impulsadas con 2 outs	Runs batted in with 2 outs
SB / ATT	Baés Robadas / Intentos de robo	Stolen bases / Stolen bases attempted	Fly / Gnd	Proporción entre outs por batazos de fly y de rolling	Fly outs to ground outs ratio
SF	Sacrificio Fly	Sacrifice flies	Fly out	Numero de outs por fly (incluyendo los SF, excluyendo los errores)	Number of fly outs (including sacrifice flies but not errors)
SH	Toque de sacrificio	Sacrifice hits	Gnd out	Numero de outs con batazos de rolling (incluyendo sacrificios, excluyendo errores)	Number of ground outs (including sacrifice flies, but not errors)
SLG%	Average de slugging	Slugging percentage	KL	Ponches sin abanicar el tercer strike	Strikeouts look
SO	Ponches	Strikeouts	pinch hitting	Average de bateo como bateador emergente	Avg as pinch hitter
TB	Total de bases alcanzadas por hit	Total bases	RBI ops	Average de bateo con corredores en 2ª o 3ª base	Avg when batting with runner on 2nd or 3rd base
LANZADOR - PITCHING			rch by leadoff	Average de bateo como primer bateador en la entrada	Avg when leading off an inning
2B	Dobles permitidos	Doubles allowed	rch err	Veces que llega a 1ª base por error	Reach first base on error
3B	Triples permitidos	Triples allowed	rch fc	Veces que llega a 1ª base por jugada de elección	Reach first base on fielder's choice
AB	Veces al bate	At bats	rnrns lob	Numero de corredores dejados en base por el ultimo bateador de la entrada	Number of runners left on base by last batter of inning
APP / GS	Juegos lanzados / Juegos Iniciados	Appearances / Game starts	success advancing rnrns	Numero de corredores avanzados por batazos	Success advancing runners by hits
B/Avg	Average de bateo de los oponentes	Opponent batting average	vs Left	Average de bateo contra lanzadores zurdos	Avg against left-handed pitchers
BB	Bases por bolas concedidas	Base on balls allowed	vs Right	Average de bateo contra lanzadores derechos	Avg against right-handed pitchers
BF	Bateadores enfrentados	Batters faced	w/bases empty	Average de bateo sin corredores en base	Avg when batting with bases empty
IBB	Bases por bolas intencionales	Intentional base on balls allowed	w/rnr on 3rd and LT 2 outs	Average de bateo con corredor en 3ª y menos de 2 outs	Avg when batting with runner on third base and less than 2 outs
BK	Balk	Balk	w/runners on	Average de bateo con corredores en base	Avg when batting with runners on base
CG	Juego completo	Complete games	with 2 outs	Average de bateo con 2 outs	Avg when batting with 2 outs
ER	Carreras limpias permitidas	Earned runs allowed	with 2 outs	Average de bateo con 2 outs	Avg when batting with 2 outs
ERA	Promedio de efectividad	Earned run average	with runners in scoring pos	Average de bateo con corredores en posición de anotar	Avg when batting with runners in scoring positions
FO	Outs por batazo de fly	Fly outs			
GO	Outs por batazo de rolling	Ground outs			
H	Hits permitidos	Hits allowed			
HBP	Golpeados por el lanzamiento	Hit by pitch			
HR	Homeruns permitidos	Home runs allowed			
IP	Entradas lanzadas	Innings played			
R	Carreras permitidas	Runs allowed			
SFA	Sacrificios fly permitidos	Sacrifice flies allowed			
SHA	Toques de sacrificio permitidos	Sacrifice hits allowed			
SHO/CHO	Blanqueos / Blanqueos combinados	Shutouts / Combination shutouts			
SO	Strikeouts	Strikeouts			
SV	Juegos salvados	Saves			
W/L	Juegos ganados/Perdidos	Wins/Losses			
WP	Wild pitches	Wild pitches			