



**2017  BFA
WOMEN'S BASEBALL ASIAN CUP
— HONG KONG —**



DAILY REPORT

No. 3

4th SEPTEMBER, 2017

STANDINGS



RK	TEAM - EQUIPO	GP	W	L	T	Points
1	 JAPAN	3	3	0	0	9
2	 HONG KONG	3	2	1	0	6
	 SOUTH KOREA	3	2	1	0	6
4	 CHINESE TAIPEI	1	1	1	0	3
5	 INDIA	2	0	2	0	0
6	 PAKISTAN	3	0	3	0	0

SCHEDULE AND RESULTS







Saturday september 2, 2017

#	Hour	Stadium	Home Team	Away Team	Score	Inn
09:30 STW OPENING CEREMONY						
01	11:00	STW	 HONG KONG	 PAKISTAN	17 - 2	4
02	15:00	STW	 SOUTH KOREA	 JAPAN	0 - 11	5

Sunday september 3, 2017

#	Hour	Stadium	Home Team	Away Team	Score	Inn
03	09:00	STW	 PAKISTAN	 SOUTH KOREA	1 - 23	4
04	12:00	STW	 JAPAN	 CHINESE TAIPEI	6 - 1	
05	15:00	STW	 INDIA	 HONG KONG	5 - 18	

Monday september 4, 2017



#	Hour	Stadium	Home Team	Away Team	Score	Inn
06	17:15	STW	 PAKISTAN	 JAPAN	0 - 17	4
07	12:25	STW	 HONG KONG	 CHINESE TAIPEI	1 - 16	6
08	14:30	STW	 SOUTH KOREA	 INDIA	9 - 0	

SCHEDULE AND RESULTS



Tuesday september 5, 2017

#	Hour	Stadium	Home Team	Away Team	Score	Inn
09	09:00	STW	 INDIA	 PAKISTAN		
10	12:00	STW	 JAPAN	 HONG KONG		
11	15:00	STW	 CHINESE TAIPEI	 SOUTH KOREA		

Wednesday september 6, 2017

#	Hour	Stadium	Home Team	Away Team	Score	Inn
12	09:00	STW	 JAPAN	 INDIA		
13	12:00	STW	 CHINESE TAIPEI	 PAKISTAN		
14	15:00	STW	 HONG KONG	 SOUTH KOREA		

Thursday september 7, 2017

#	Hour	Stadium	Home Team	Away Team	Score	Inn
15	09:00	STW	 CHINESE TAIPEI	 INDIA		
	13:00	STW	PRESENTATION CEREMONY			

Local time. Subject to change.

GAME SUMMARY 06



PAKISTAN – JAPAN



JAPAN 17, PAKISTAN 0 (Sep 04, 2017 at Hong Kong)

JAPAN.....	058	4	-	17	18	0	(3-0)
PAKISTAN.....	000	0	-	0	1	2	(0-3)

Pitchers:

JAPAN - TANAKA Shiori; ODAJIMA Mami(3); IMAI Hana(4) and ENDO Kanako;
KANEMITSU Ririna.
PAKISTAN - BASHARAT Masooma and SAIRA.

Win-ODAJIMA Mami(1-0) Loss-BASHARAT Masooma(0-1)

Start: 17:15 Time: 1:09 Attendance: 50 Weather: Raining

Umpires - HP: WANG Show Ling (TPE) 1B: LIU Po Chun (TPE) 2B: CHAN Yat Chung (HKG) 3B: LEUNG Wai Hung (HKG)

Scorers - CHAN Sin Yee Cindy (HKG), CHENG Wai Man Jenny (HKG), HARDINGER Gabriele (AUT)

TC - DONGHOON Hwang (KOR)

Game: 06

GAME SUMMARY 07



HONG KONG – CHINESE TAIPEI



CHINESE TAIPEI 16, HONG KONG 1 (Sep 04, 2017 at Hong Kong)

CHINESE TAIPEI.....	112	039	-	16	12	0	(1-1)
HONG KONG.....	001	000	-	1	4	2	(2-1)

Pitchers:

CHINESE TAIPEI - HSIEH Wen Ching; HUANG Chiao Yun(6) and LEE Shih Yun.
HONG KONG - HUNG Yik Shan; LAM Yee Wan(6); YEUNG Kit Ling(6); LAU Tsz Chin(6) and LUI Chee Ar.

Win-HSIEH Wen Ching(1-0) Loss-HUNG Yik Shan(0-1)

Start: 12:25 Time: 1:56 Attendance: 50 Weather: Cloudy and windy

Game notes:

HUNG faced 2 batters in the 6th. YEUNG faced 4 batters in the 6th.

Umpires - HP: SATOU Kana (JPN) 1B: JEON Mun Sook (KOR) 2B: KIM Minseo (KOR) 3B: YIP Ka Leung (HKG)

Scorers - WONG Pak Wah (HKG), CHAN Cindy (HKG), WINKLER Stephanie (GER)

TC - SHIMIZU Nobuko (JPN)

Game: 07

GAME SUMMARY 08



SOUTH KOREA – INDIA



SOUTH KOREA 9, INDIA 0 (Sep 04, 2017 at Hong Kong)

INDIA..... 000 000 0 - 0 5 0 (0-2)
SOUTH KOREA..... 020 106 X - 9 7 0 (2-1)

Pitchers:

INDIA - DAS Shweta; LENKA Rupashi(7) and CHAUDHARY Manisha.

SOUTH KOREA - LEE Miran; YANG Insuk(6); JUNG Hyemin(7) and CHOI Eunjin.

Win-LEE Miran(1-0) Loss-DAS Shweta(0-1)

Start: 14:30 Time: 2:12 Attendance: 20 Weather: Cloudy and windy

Game notes:

LENKA faced 3 batters in the 6th.

Umpires - HP: MOO YW Eva (HKG) 1B: MATSUMOTO K (JPN) 2B: CHEUNG WY (HKG) 3B:
ZAFAR H (PAK)

Scorers - HARDINGER Gabriele (GER), WONG Pak Wah (HKG), WINKLER Stephanie
(GER)

TC - CHENG Yi Yan John (HKG)

Game: 08

TEAMS' STATS



CHINESE TAIPEI



(All games Sorted by Batting avg)

WBAC 2017 record: 1-1

Player	AVG	GP-GS	AB	R	H	2B	3B	HR	RBI	TB	SLG%	BB	HBP	SO	GDP	OB%	SF	SH	SB-ATT	PO	A	E	FLD%
10 LIN Ting Chun....	1.000	1-1	1	0	1	0	0	0	0	1	1.000	0	0	0	0	1.000	0	0	0-0	2	1	0	1.000
27 TSAI Ya Ling.....	.667	2-0	3	2	2	0	0	0	0	2	.667	1	0	0	0	.750	0	0	0-0	2	0	0	1.000
1 HSIEH Yu Ying....	.571	2-2	7	3	4	3	0	0	2	7	1.000	0	0	0	0	.571	0	0	1-1	2	6	0	1.000
5 LEE Shih Yun.....	.500	2-2	6	2	3	0	0	0	1	3	.500	0	0	0	0	.429	1	0	2-2	4	3	0	1.000
7 TU Yu Chuan.....	.333	2-2	6	1	2	1	0	0	1	3	.500	0	0	1	0	.333	0	1	1-1	2	0	0	1.000
8 YANG Chia Hui....	.333	2-2	6	2	2	2	0	0	3	4	.667	0	0	1	0	.333	0	1	0-0	1	5	0	1.000
4 HSIEH Wen Ching..	.333	2-2	3	0	1	0	0	0	0	1	.333	0	0	1	0	.333	0	0	0-0	0	1	0	1.000
3 HUANG Chiao Yun..	.200	2-2	5	3	1	1	0	0	3	2	.400	1	0	0	0	.286	1	0	1-1	12	1	0	1.000
11 TSAI Hsing Yeh...	.167	2-2	6	2	1	1	0	0	2	2	.333	0	1	1	0	.286	0	0	1-1	3	0	0	1.000
24 SHIH Wan Ting....	.000	2-2	5	0	0	0	0	0	0	0	.000	0	0	2	0	.000	0	0	0-0	7	7	0	1.000
16 SUNG Shih Han....	.000	1-1	2	0	0	0	0	0	0	0	.000	1	0	0	0	.333	0	0	1-1	0	0	0	.000
14 YANG An Chi.....	.000	1-1	2	0	0	0	0	0	0	0	.000	0	0	1	0	.000	0	0	0-0	0	0	0	.000
12 CHEN Chien Fan...	.000	1-0	1	1	0	0	0	0	0	0	.000	1	0	0	0	.500	0	0	1-1	0	0	0	.000
21 WU Chi Hsuan.....	.000	1-0	0	1	0	0	0	0	0	0	.000	1	0	0	0	1.000	0	0	1-1	1	0	0	1.000
Totals.....	.321	2-2	53	17	17	8	0	0	12	25	.472	5	1	7	0	.377	2	2	9-9	36	24	0	1.000
Opponents.....	.300	2-2	40	7	12	2	0	0	5	14	.350	3	2	4	1	.378	0	3	0-3	39	17	3	.949

LOB - Team (7), Opp (5). DPs turned - Team (2). Picked off - TSAI H 1.

(All games Sorted by Earned run avg)

Player	ERA	W-L	APP	GS	CG	SHO/CBO	SV	IP	H	R	ER	BB	SO	2B	3B	HR	AB	B/Avg	WP	HBP	BK	SFA	SHA
1 HSIEH Yu Ying....	3.71	0-1	1	1	0	0/0	0	5.2	7	3	3	1	1	1	0	0	19	.368	0	0	0	0	2
4 HSIEH Wen Ching..	5.25	1-0	2	1	0	0/0	0	5.1	4	4	4	2	3	1	0	0	17	.235	2	2	0	0	1
3 HUANG Chiao Yun..	0.00	0-0	1	0	0	0/0	0	1.0	1	0	0	0	0	0	0	0	4	.250	0	0	0	0	0
Totals.....	4.08	1-1	2	2	0	0/0	0	12.0	12	7	7	3	4	2	0	0	40	.300	2	2	0	0	3
Opponents.....	8.62	1-1	2	2	0	0/0	0	13.0	17	17	16	5	7	8	0	0	53	.321	3	1	0	2	2

Pickoffs - Team (0), Opp (1). SBA/ATT - LEE S (0-3), HSIEH Y (0-2), HSIEH W (0-1).

(All games Sorted by Fielding pct)

Player	C	PO	A	E	FLD%	DPS	SBA	CSB	SBA%	PB	CI
24 SHIH Wan Ting....	14	7	7	0	1.000	2	0	0	---	0	0
3 HUANG Chiao Yun..	13	12	1	0	1.000	1	0	0	---	0	0
1 HSIEH Yu Ying....	8	2	6	0	1.000	2	0	2	.000	0	0
5 LEE Shih Yun.....	7	4	3	0	1.000	0	0	3	.000	0	0
8 YANG Chia Hui....	6	1	5	0	1.000	1	0	0	---	0	0
11 TSAI Hsing Yeh...	3	3	0	0	1.000	0	0	0	---	0	0
10 LIN Ting Chun....	3	2	1	0	1.000	1	0	0	---	0	0
7 TU Yu Chuan.....	2	2	0	0	1.000	0	0	0	---	0	0
27 TSAI Ya Ling.....	2	2	0	0	1.000	0	0	0	---	0	0
4 HSIEH Wen Ching..	1	0	1	0	1.000	0	0	1	.000	0	0
21 WU Chi Hsuan.....	1	1	0	0	1.000	0	0	0	---	0	0
14 YANG An Chi.....	0	0	0	0	.000	0	0	0	---	0	0
12 CHEN Chien Fan...	0	0	0	0	.000	0	0	0	---	0	0
16 SUNG Shih Han....	0	0	0	0	.000	0	0	0	---	0	0
Totals.....	60	36	24	0	1.000	2	0	3	.000	0	0
Opponents.....	59	39	17	3	.949	0	9	0	1.000	0	0

Hitting minimums - 1 Games
 Pitching minimums - 1 Games 0.8 IP/Game

TEAMS' STATS



HONG KONG



(All games Sorted by Batting avg)

WBAC 2017 record: 2-1

Player	AVG	GP-GS	AB	R	H	2B	3B	HR	RBI	TB	SLG%	BB	HBP	SO	GDP	OB%	SF	SH	SB-ATT	PO	A	E	FLD%
28 CHEUNG Tan Lee Da	.800	3-3	5	3	4	2	0	0	4	6	1.200	1	1	1	0	.857	0	0	1-1	4	1	0	1.000
1 CHEUNG Wai Yee Vi	.500	3-3	10	6	5	2	0	0	3	7	.700	2	0	0	0	.583	0	0	4-4	5	4	0	1.000
18 YEUNG Kit Ling...	.500	3-3	10	2	5	0	0	0	3	5	.500	0	0	1	0	.500	0	1	1-1	16	0	2	.889
36 MUI Wing Ki.....	.500	3-3	8	5	4	2	1	0	4	8	1.000	1	0	0	0	.500	1	0	0-0	3	1	0	1.000
13 CHEUK Woon Yee Si	.500	3-3	6	3	3	1	0	0	4	4	.667	0	0	0	0	.500	0	0	0-0	2	2	0	1.000
26 TSE Cheuk Lam And	.500	3-1	4	1	2	0	0	0	0	2	.500	0	0	0	0	.500	0	1	1-2	3	1	0	1.000
10 LAW Ka Man Evelyn	.500	2-0	4	1	2	0	0	0	1	2	.500	0	0	1	0	.500	0	0	0-0	2	3	0	1.000
31 LEUNG Ka Yan.....	.500	1-1	2	0	1	1	0	0	1	2	1.000	0	0	1	0	.500	0	0	0-0	0	0	0	.000
3 LAU Tsz Chin.....	.400	3-3	10	4	4	1	0	0	2	5	.500	1	0	0	0	.455	0	0	5-5	4	6	3	.769
2 LUI Chee Ar.....	.364	3-3	11	5	4	1	0	0	1	5	.455	1	0	2	0	.417	0	0	1-1	4	1	0	1.000
44 KWAN Man Hoi.....	.333	3-1	6	2	2	0	0	0	2	2	.333	0	0	0	0	.333	0	0	0-0	0	0	0	.000
17 FUNG Siu Ping Emi	.333	3-0	3	0	1	0	0	0	1	1	.333	0	0	0	0	.333	0	0	0-0	1	0	0	1.000
62 LAU Janice Chi Ka	.286	3-3	7	4	2	1	0	0	2	3	.429	3	0	1	0	.500	0	0	1-1	6	0	0	1.000
4 NG Wing Hin.....	.000	1-0	0	0	0	0	0	0	0	0	.000	0	0	0	0	.000	0	0	0-0	0	0	0	.000
15 HUNG Yik Shan....	.000	2-2	0	0	0	0	0	0	0	0	.000	0	0	0	0	.000	0	0	0-0	0	3	1	.750
25 LAM Yee Wan.....	.000	2-1	0	0	0	0	0	0	0	0	.000	0	0	0	0	.000	0	0	0-0	1	0	0	1.000
6 AU Ho Ying.....	.000	1-0	0	0	0	0	0	0	0	0	.000	0	0	0	0	.000	0	0	0-0	0	0	0	.000
14 FAN Tak Kwan.....	.000	1-0	0	0	0	0	0	0	0	0	.000	0	0	0	0	.000	0	0	0-0	0	0	0	.000
5 AU Kit Yi Kitty...	.000	1-0	0	0	0	0	0	0	0	0	.000	0	0	0	0	.000	0	0	0-0	0	0	0	.000
42 HO Tsz Wai.....	.000	1-0	0	0	0	0	0	0	0	0	.000	0	0	0	0	.000	0	0	0-0	0	1	0	1.000
Totals.....	.453	3-3	86	36	39	11	1	0	28	52	.605	9	1	7	0	.505	1	2	14-15	51	23	6	.925
Opponents.....	.304	3-3	69	23	21	7	0	0	16	28	.406	15	3	7	2	.438	2	1	10-11	49	20	10	.873

LOB - Team (15), Opp (16). DPs turned - Team (2), Opp (1). CI - Team (0), Opp (1). Picked off - CHEUK 1.

(All games Sorted by Earned run avg)

Player	ERA	W-L	APP	GS	CG	SHO/CBO	SV	IP	H	R	ER	BB	SO	2B	3B	HR	AB	B/Avg	WP	HBP	BK	SFA	SHA
14 FAN Tak Kwan....	1.75	1-0	1	0	0	0/0	0	4.0	2	1	1	2	4	0	0	0	13	.154	0	1	0	0	0
15 HUNG Yik Shan....	8.00	0-1	2	2	0	0/0	0	7.0	9	9	8	2	1	2	0	0	29	.310	1	1	0	1	1
4 NG Wing Hin.....	0.00	1-0	1	0	0	0/0	0	1.0	0	0	0	2	0	0	0	0	2	.000	0	0	0	0	0
6 AU Ho Ying.....	0.00	0-0	1	0	0	0/0	0	1.0	1	0	0	0	0	0	0	0	4	.250	1	0	0	0	0
3 LAU Tsz Chin.....	0.00	0-0	1	0	0	0/0	0	0.1	1	0	0	0	0	1	0	0	2	.500	0	0	0	0	0
5 AU Kit Yi Kitty..	14.00	0-0	1	0	0	0/0	0	1.0	0	2	2	3	0	0	0	0	2	.000	0	1	0	0	0
42 HO Tsz Wai.....	14.00	0-0	1	0	0	0/0	0	1.0	2	2	2	1	1	0	0	0	5	.400	1	0	0	0	0
25 LAM Yee Wan.....	16.80	0-0	2	1	0	0/0	0	1.2	5	5	4	1	1	2	0	0	11	.455	2	0	0	1	0
18 YEUNG Kit Ling...	99.00	0-0	1	0	0	0/0	0	0.0	1	4	4	3	0	1	0	0	1	1.000	2	0	0	0	0
Totals.....	8.65	2-1	3	3	0	0/0	0	17.0	21	23	21	15	7	7	0	0	69	.304	7	3	0	2	1
Opponents.....	6.43	1-2	3	3	0	0/0	0	16.1	39	36	15	9	7	11	1	0	86	.453	8	1	1	1	2

Pickoffs - Team (1), HUNG 1, Opp (1). SBA/ATT - LUI (10-11), HUNG (7-8), YEUNG (2-2), NG (1-1).

(All games Sorted by Fielding pct)

Player	C	PO	A	E	FLD%	Dps	SBA	CSB	SBA%	PB	CI
1 CHEUNG Wai Yee Vi	9	5	4	0	1.000	1	0	0	---	0	0
62 LAU Janice Chi Ka	6	6	0	0	1.000	0	0	0	---	0	0
28 CHEUNG Tan Lee Da	5	4	1	0	1.000	0	0	0	---	0	0
2 LUI Chee Ar.....	5	4	1	0	1.000	0	10	1	.909	0	0
10 LAW Ka Man Evelyn	5	2	3	0	1.000	1	0	0	---	0	0
26 TSE Cheuk Lam And	4	3	1	0	1.000	0	0	0	---	0	0
13 CHEUK Woon Yee Si	4	2	2	0	1.000	0	0	0	---	0	0
36 MUI Wing Ki.....	4	3	1	0	1.000	0	0	0	---	0	0
17 FUNG Siu Ping Emi	1	1	0	0	1.000	0	0	0	---	0	0
42 HO Tsz Wai.....	1	0	1	0	1.000	0	0	0	---	0	0
25 LAM Yee Wan.....	1	1	0	0	1.000	0	0	0	---	0	0
18 YEUNG Kit Ling...	18	16	0	2	.889	2	2	0	1.000	0	0
3 LAU Tsz Chin.....	13	4	6	3	.769	1	0	0	---	0	0
15 HUNG Yik Shan....	4	0	3	1	.750	0	7	1	.875	0	0
5 AU Kit Yi Kitty..	0	0	0	0	.000	0	0	0	---	0	0
44 KWAN Man Hoi.....	0	0	0	0	.000	0	0	0	---	0	0
14 FAN Tak Kwan.....	0	0	0	0	.000	0	0	0	---	0	0
31 LEUNG Ka Yan.....	0	0	0	0	.000	0	0	0	---	0	0
4 NG Wing Hin.....	0	0	0	0	.000	0	1	0	1.000	0	0
6 AU Ho Ying.....	0	0	0	0	.000	0	0	0	---	0	0
Totals.....	80	51	23	6	.925	2	10	1	.909	0	0
Opponents.....	79	49	20	10	.873	1	14	1	.933	0	1

Hitting minimums - 1 Games
 Pitching minimums - 1 Games 0.8 IP/Game

TEAMS' STATS



INDIA



(All games Sorted by Batting avg)

WBAC 2017 record: 0-2

Player	AVG	GP-GS	AB	R	H	2B	3B	HR	RBI	TB	SLG%	BB	HBP	SO	GDP	OB%	SF	SH	SB-ATT	PO	A	E	FLD%
15 DAS Shweta.....	1.000	2-2	1	1	1	0	0	0	0	1	1.000	0	0	0	0	1.000	0	0	0-0	0	1	2	.333
8 - Pooja.....	.500	1-1	2	0	1	0	0	0	0	1	.500	1	0	1	0	.667	0	0	0-0	0	0	0	.000
13 SHARMA Chetna....	.500	1-0	2	0	1	0	0	0	0	1	.500	0	0	0	0	.500	0	0	0-0	1	0	0	1.000
12 - Raj Rani.....	.400	2-2	5	0	2	0	0	0	1	2	.400	2	0	0	0	.571	0	0	0-0	4	0	0	1.000
17 CHAUDHARY Manisha	.333	2-1	3	0	1	0	0	0	1	1	.333	1	0	0	0	.500	0	0	0-0	3	0	0	1.000
20 - Ramandeep Kaur.	.333	1-1	3	0	1	0	0	0	0	1	.333	0	0	1	0	.333	0	0	0-0	0	0	0	.000
11 - Bhawna.....	.200	2-2	5	0	1	0	0	0	1	1	.200	1	1	1	1	.429	0	0	0-0	14	0	1	.933
4 BHUYAN Geeta.....	.200	2-2	5	3	1	0	0	0	0	1	.200	0	1	1	0	.333	0	0	0-0	1	3	0	1.000
7 CHITTARI CHANDHU.	.167	2-2	6	0	1	0	0	0	0	1	.167	0	0	0	0	.167	0	0	0-0	2	0	0	1.000
14 KUSUMAKAR Mona...	.000	2-2	6	0	0	0	0	0	0	0	.000	0	1	0	1	.143	0	0	1-1	5	1	0	1.000
6 SAHOO Binu.....	.000	2-1	4	1	0	0	0	0	0	0	.000	2	0	1	0	.333	0	0	0-0	3	5	0	1.000
9 GUNREDDY Sai Asri	.000	2-2	4	0	0	0	0	0	0	0	.000	0	0	1	0	.000	0	0	0-0	1	0	0	1.000
1 LENKA Rupashi....	.000	2-1	3	0	0	0	0	0	0	0	.000	0	0	0	1	.000	0	0	0-0	2	3	0	1.000
5 THAKUR Sheetal...	.000	1-1	2	0	0	0	0	0	0	0	.000	1	0	1	0	.333	0	0	0-0	3	0	1	.750
Totals.....	.196	2-2	51	5	10	0	0	0	3	10	.196	8	3	7	3	.339	0	0	1-1	39	13	4	.929
Opponents.....	.456	2-2	68	27	31	8	1	0	20	41	.603	4	2	5	0	.487	2	1	19-19	42	21	2	.969

LOB - Team (15), Opp (11). DPs turned - Team (0), Opp (3).

(All games Sorted by Earned run avg)

Player	ERA	W-L	APP	GS	CG	SHO/CBO	SV	IP	H	R	ER	BB	SO	2B	3B	HR	AB	B/Avg	WP	HBP	BK	SFA	SHA
15 DAS Shweta.....	4.67	0-1	1	1	0	0/0	0	6.0	5	6	4	3	2	1	0	0	22	.227	1	1	1	1	0
1 LENKA Rupashi....	13.65	0-1	2	1	0	0/0	0	6.2	25	21	13	1	3	7	1	0	44	.568	3	1	0	1	1
7 CHITTARI CHANDHU.	0.00	0-0	1	0	0	0/0	0	0.1	1	0	0	0	0	0	0	0	2	.500	0	0	0	0	0
Totals.....	9.15	0-2	2	2	0	0/0	0	13.0	31	27	17	4	5	8	1	0	68	.456	4	2	1	2	1
Opponents.....	2.00	2-0	2	2	0	1/1	0	14.0	10	5	4	8	7	0	0	0	51	.196	4	3	0	0	0

PB - Team (1), CHAUDHARY 1. Pickoffs - Team (1), LENKA 1. SBA/ATT - CHAUDHARY (14-14), DAS (11-11), LENKA (8-8), THAKUR (5-5).

(All games Sorted by Fielding pct)

Player	C	PO	A	E	FLD%	Dps	SBA	CSB	SBA%	PB	CI
6 SAHOO Binu.....	8	3	5	0	1.000	0	0	0	---	0	0
14 KUSUMAKAR Mona...	6	5	1	0	1.000	0	0	0	---	0	0
1 LENKA Rupashi....	5	2	3	0	1.000	0	8	0	1.000	0	0
12 - Raj Rani.....	4	4	0	0	1.000	0	0	0	---	0	0
4 BHUYAN Geeta.....	4	1	3	0	1.000	0	0	0	---	0	0
17 CHAUDHARY Manisha	3	3	0	0	1.000	0	14	0	1.000	1	0
7 CHITTARI CHANDHU.	2	2	0	0	1.000	0	0	0	---	0	0
9 GUNREDDY Sai Asri	1	1	0	0	1.000	0	0	0	---	0	0
13 SHARMA Chetna....	1	1	0	0	1.000	0	0	0	---	0	0
11 - Bhawna.....	15	14	0	1	.933	0	0	0	---	0	0
5 THAKUR Sheetal...	4	3	0	1	.750	0	5	0	1.000	0	0
15 DAS Shweta.....	3	0	1	2	.333	0	11	0	1.000	0	0
20 - Ramandeep Kaur.	0	0	0	0	.000	0	0	0	---	0	0
8 - Pooja.....	0	0	0	0	.000	0	0	0	---	0	0
Totals.....	56	39	13	4	.929	0	19	0	1.000	1	0
Opponents.....	65	42	21	2	.969	3	1	0	1.000	0	0

Hitting minimums - 1 Games
 Pitching minimums - 1 Games 0.8 IP/Game

TEAMS' STATS



JAPAN

JPN

(All games Sorted by Batting avg)

WBAC 2017 record: 3-0

Player	AVG	GP-GS	AB	R	H	2B	3B	HR	RBI	TB	SLG%	BB	HBP	SO	GDP	OB%	SF	SH	SB-ATT	PO	A	E	FLD%
21 ONO Nanami.....	1.000	2-0	1	0	1	0	0	0	0	1	1.000	0	0	0	0	1.000	0	0	0-0	0	1	0	1.000
1 ADACHI Ruri.....	1.000	2-1	1	2	1	0	0	0	0	1	1.000	0	0	0	0	1.000	0	1	0-0	2	0	0	1.000
11 MATSUSHIMA Runa..	1.000	2-0	1	1	1	0	0	0	0	1	1.000	0	0	0	0	1.000	0	0	0-0	4	0	0	1.000
24 IKEMOTO Ayuri....	.833	2-2	6	4	5	0	0	0	3	5	.833	0	0	0	0	.833	0	0	1-1	2	0	0	1.000
77 WATANABE Nana....	.667	2-2	6	1	4	1	0	0	1	5	.833	1	0	0	0	.714	0	0	1-2	2	2	0	1.000
2 OGATA Yuka.....	.600	2-2	5	2	3	1	0	0	3	4	.800	0	0	0	0	.600	0	0	0-0	4	0	0	1.000
5 HIRUTA Natsuki....	.500	3-3	10	4	5	0	0	0	4	5	.500	0	0	1	0	.500	0	0	2-2	3	1	0	1.000
19 HIMENO Mayu.....	.500	2-1	4	1	2	0	0	0	2	2	.500	0	0	0	0	.500	0	0	0-0	0	0	0	.000
27 MITSUURA Sakura..	.429	3-3	7	2	3	1	0	0	3	4	.571	1	0	0	1	.500	0	0	2-2	17	1	0	1.000
3 ONO Ayumi.....	.400	2-2	5	2	2	0	0	0	2	2	.400	1	0	0	0	.500	0	0	1-1	0	2	0	1.000
52 YOSHII Harue....	.333	3-2	6	3	2	0	0	0	1	2	.333	1	0	0	0	.429	0	0	1-1	0	4	0	1.000
22 ENDO Kanako.....	.250	3-3	8	3	2	0	0	0	3	2	.250	2	0	0	0	.400	0	0	2-3	4	1	0	1.000
37 SUGIMOTO Mina....	.250	2-1	4	2	1	1	0	0	2	2	.500	0	0	0	0	.200	1	0	1-1	0	0	0	.000
25 KITAYAMA Miku....	.250	2-2	4	2	1	0	0	0	3	1	.250	1	1	0	0	.500	0	1	0-0	1	0	1	.500
23 ABE Nozomi.....	.200	3-2	5	3	1	0	0	0	1	1	.200	1	0	0	0	.333	0	1	1-1	1	2	0	1.000
13 KANEMITSU Ririna.	.200	3-1	5	2	1	1	0	0	1	2	.400	0	0	0	0	.200	0	0	2-2	8	3	0	1.000
17 TANAKA Shiori....	.000	1-1	0	0	0	0	0	0	0	0	.000	0	0	0	0	.000	0	0	0-0	0	1	0	1.000
15 TSURU Asaka.....	.000	2-1	0	0	0	0	0	0	0	0	.000	0	0	0	0	.000	0	0	0-0	0	1	0	1.000
49 ODAJIMA Mami....	.000	2-0	0	0	0	0	0	0	0	0	.000	0	0	0	0	.000	0	0	0-0	0	1	0	1.000
18 IMAI Hana.....	.000	2-1	0	0	0	0	0	0	0	0	.000	0	0	0	0	.000	0	0	0-0	0	0	0	.000
Totals.....	.449	3-3	78	34	35	5	0	0	29	40	.513	8	1	1	1	.500	1	3	14-16	48	20	1	.986
Opponents.....	.137	3-3	51	1	7	2	0	0	1	9	.176	4	0	16	1	.200	0	1	0-2	45	27	6	.923

LOB - Team (12), Opp (7). DPS turned - Team (1), Opp (1).

(All games Sorted by Earned run avg)

Player	ERA	W-L	APP	GS	CG	SHO/CBO	SV	IP	H	R	ER	BB	SO	2B	3B	HR	AB	B/Avg	WP	HBP	EK	SFA	SHA
18 IMAI Hana.....	0.00	0-0	2	1	0	0/2	0	3.0	2	0	0	0	5	0	0	0	10	.200	0	0	0	0	0
15 TSURU Asaka.....	1.75	0-0	1	1	0	0/0	0	4.0	3	1	1	1	4	1	0	0	14	.214	0	0	0	0	1
19 HIMENO Mayu.....	0.00	1-0	1	0	0	0/1	0	2.0	0	0	0	1	1	0	0	0	5	.000	0	0	0	0	0
49 ODAJIMA Mami....	0.00	1-0	2	0	0	0/2	0	2.0	0	0	0	2	1	0	0	0	5	.000	0	0	0	0	0
17 TANAKA Shiori....	0.00	0-0	1	1	0	0/1	0	2.0	0	0	0	0	2	0	0	0	6	.000	0	0	0	0	0
21 ONO Nanami.....	0.00	1-0	1	0	0	0/0	0	2.0	1	0	0	0	3	0	0	0	7	.143	0	0	0	0	0
11 MATSUSHIMA Runa..	0.00	0-0	1	0	0	0/0	0	1.0	1	0	0	0	0	1	0	0	4	.250	0	0	0	0	0
Totals.....	0.44	3-0	3	3	0	2/2	0	16.0	7	1	1	4	16	2	0	0	51	.137	0	0	0	0	1
Opponents.....	12.13	0-3	3	3	1	0/0	0	15.0	35	34	26	8	1	5	0	0	78	.449	4	1	0	1	3

Pickoffs - Team (1), ODAJIMA 1. SBA/ATT - IMAI (0-1), ODAJIMA (0-1), KANEMITSU (0-1).

(All games Sorted by Fielding pct)

Player	C	PO	A	E	FLD%	DPS	SBA	CSB	SBA%	PB	CI
27 MITSUURA Sakura..	18	17	1	0	1.000	1	0	0	---	0	0
13 KANEMITSU Ririna.	11	8	3	0	1.000	0	0	1	.000	0	0
22 ENDO Kanako.....	5	4	1	0	1.000	0	0	0	---	0	0
5 HIRUTA Natsuki....	4	3	1	0	1.000	1	0	0	---	0	0
2 OGATA Yuka.....	4	4	0	0	1.000	0	0	0	---	0	0
77 WATANABE Nana....	4	2	2	0	1.000	0	0	0	---	0	0
52 YOSHII Harue....	4	0	4	0	1.000	1	0	0	---	0	0
11 MATSUSHIMA Runa..	4	4	0	0	1.000	0	0	0	---	0	0
23 ABE Nozomi.....	3	1	2	0	1.000	0	0	0	---	0	0
1 ADACHI Ruri.....	2	2	0	0	1.000	0	0	0	---	0	0
3 ONO Ayumi.....	2	0	2	0	1.000	0	0	0	---	0	0
24 IKEMOTO Ayuri....	2	2	0	0	1.000	0	0	0	---	0	0
21 ONO Nanami.....	1	0	1	0	1.000	0	0	0	---	0	0
15 TSURU Asaka.....	1	0	1	0	1.000	0	0	0	---	0	0
17 TANAKA Shiori....	1	0	1	0	1.000	0	0	0	---	0	0
49 ODAJIMA Mami....	1	0	1	0	1.000	0	0	1	.000	0	0
25 KITAYAMA Miku....	2	1	0	1	.500	0	0	0	---	0	0
18 IMAI Hana.....	0	0	0	0	.000	0	0	1	.000	0	0
37 SUGIMOTO Mina....	0	0	0	0	.000	0	0	0	---	0	0
19 HIMENO Mayu.....	0	0	0	0	.000	0	0	0	---	0	0
Totals.....	69	48	20	1	.986	1	0	2	.000	0	0
Opponents.....	78	45	27	6	.923	1	14	2	.875	0	0

Hitting minimums - 1 Games
Pitching minimums - 1 Games 0.8 IP/Game

TEAMS' STATS



PAKISTAN

PAK

(All games Sorted by Batting avg)

WBAC 2017 record: 0-3

Player	AVG	GP-GS	AB	R	H	2B	3B	HR	RBI	TB	SLG%	BB	HBP	SO	GDP	OB%	SF	SH	SB-ATT	PO	A	E	FLD%
18 KHALID Iram.....	.600	3-3	5	1	3	0	0	0	0	3	.600	0	0	1	0	.600	0	0	0-2	1	0	1	.500
15 SHAHZADI Irum....	.500	2-2	2	0	1	0	0	0	0	1	.500	1	0	0	0	.667	0	0	1-1	3	0	1	.750
6 NAYYAB Fariha....	.250	3-3	4	0	1	1	0	0	3	2	.500	0	0	1	0	.200	1	0	0-0	3	0	3	.500
10 SAIRA.....	.200	3-3	5	1	1	0	0	0	0	1	.200	1	0	1	0	.333	0	0	0-0	1	1	0	1.000
44 KHAN Humaira....	.143	3-3	7	1	1	0	0	0	0	1	.143	0	0	0	0	.143	0	0	0-0	10	0	2	.833
7 BIBI Sadia.....	.000	3-3	5	0	0	0	0	0	0	0	.000	0	0	3	0	.000	0	0	0-0	2	0	1	.667
23 LIAQAT Rabia....	.000	3-3	3	0	0	0	0	0	0	0	.000	1	0	2	0	.250	0	0	0-0	4	6	2	.833
5 EJAZ Ayesha.....	.000	3-3	2	0	0	0	0	0	0	0	.000	1	0	0	0	.333	0	0	0-0	5	3	3	.727
34 YOUNIS Uzma.....	.000	3-2	2	0	0	0	0	0	0	0	.000	0	0	0	0	.000	0	0	0-0	2	0	0	1.000
2 SHAHZADI Iram....	.000	3-1	2	0	0	0	0	0	0	0	.000	1	0	0	0	.333	0	0	0-0	2	3	1	.833
25 ASMA.....	.000	2-0	2	0	0	0	0	0	0	0	.000	0	0	1	0	.000	0	0	0-0	0	0	1	.000
33 ASLAM Kanwal....	.000	1-1	1	0	0	0	0	0	0	0	.000	0	0	0	0	.000	0	0	0-0	0	0	0	.000
17 BASHARAT Masooma.	.000	3-1	1	0	0	0	0	0	0	0	.000	0	0	1	0	.000	0	0	0-0	0	0	0	.000
8 FAROOQ Azra.....	.000	2-2	0	0	0	0	0	0	0	0	.000	1	0	0	0	1.000	0	0	0-0	1	0	0	1.000
Totals.....	.171	3-3	41	3	7	1	0	0	3	8	.195	6	0	10	0	.271	1	0	1-3	34	13	15	.758
Opponents.....	.524	3-3	84	57	44	6	2	0	45	54	.643	18	1	2	0	.600	2	0	23-23	36	14	4	.926

LOB - Team (9), Opp (15). DPs turned - Team (0), Opp (1). CI - Team (1), KHALID 1.

(All games Sorted by Earned run avg)

Player	ERA	W-L	APP	GS	CG	SHO/CBO	SV	IP	H	R	ER	BB	SO	2B	3B	HR	AB	B/Avg	WP	HBP	EK	SFA	SHA
7 BIBI Sadia.....	18.67	0-0	2	0	0	0/0	0	3.0	11	10	8	1	0	2	2	0	21	.524	1	0	0	0	0
17 BASHARAT Masooma.	22.62	0-1	2	1	1	0/0	0	4.1	20	19	14	3	0	2	0	0	34	.588	1	0	0	1	0
5 EJAZ Ayesha.....	14.00	0-0	1	0	0	0/0	0	2.0	8	11	4	3	1	1	0	0	17	.471	1	0	0	1	0
8 FAROOQ Azra.....	31.50	0-2	2	2	0	0/0	0	2.0	5	17	9	11	1	1	0	0	12	.417	7	1	1	0	0
Totals.....	20.38	0-3	3	3	1	0/0	0	11.1	44	57	33	18	2	6	2	0	84	.524	10	1	1	2	0
Opponents.....	1.17	3-0	3	3	0	1/1	0	12.0	7	3	2	6	10	1	0	0	41	.171	1	0	0	1	0

PB - Team (1), SAIRA 1. SBA/ATT - SAIRA (15-15), FAROOQ (12-12), KHALID (8-8), BIBI (5-5), EJAZ (4-4), BASHARAT (2-2).

(All games Sorted by Fielding pct)

Player	C	PO	A	E	FLD%	Dps	SBA	CSB	SBA%	PB	CI
34 YOUNIS Uzma.....	2	2	0	0	1.000	0	0	0	---	0	0
10 SAIRA.....	2	1	1	0	1.000	0	15	0	1.000	1	0
8 FAROOQ Azra.....	1	1	0	0	1.000	0	12	0	1.000	0	0
23 LIAQAT Rabia....	12	4	6	2	.833	0	0	0	---	0	0
44 KHAN Humaira....	12	10	0	2	.833	0	0	0	---	0	0
2 SHAHZADI Iram....	6	2	3	1	.833	0	0	0	---	0	0
15 SHAHZADI Irum....	4	3	0	1	.750	0	0	0	---	0	0
5 EJAZ Ayesha.....	11	5	3	3	.727	0	4	0	1.000	0	0
7 BIBI Sadia.....	3	2	0	1	.667	0	5	0	1.000	0	0
6 NAYYAB Fariha....	6	3	0	3	.500	0	0	0	---	0	0
18 KHALID Iram.....	2	1	0	1	.500	0	8	0	1.000	0	1
25 ASMA.....	1	0	0	1	.000	0	0	0	---	0	0
33 ASLAM Kanwal....	0	0	0	0	.000	0	0	0	---	0	0
17 BASHARAT Masooma.	0	0	0	0	.000	0	2	0	1.000	0	0
Totals.....	62	34	13	15	.758	0	23	0	1.000	1	1
Opponents.....	54	36	14	4	.926	1	1	2	.333	0	0

Hitting minimums - 1 Games
 Pitching minimums - 1 Games 0.8 IP/Game

TEAMS' STATS



SOUTH KOREA



(All games Sorted by Batting avg)

WBAC 2017 record: 2-1

Player	AVG	GP-GS	AB	R	H	2B	3B	HR	RBI	TB	SLG%	BB	HBP	SO	GDP	OB%	SF	SH	SB-ATT	PO	A	E	FLD%
2 KIM Hyeli.....	.667	2-1	3	3	2	0	0	0	2	2	.667	1	0	0	0	.750	0	0	2-2	1	0	0	1.000
9 HONG Eun-Jung....	.600	3-2	5	2	3	0	0	0	3	3	.600	0	0	1	0	.500	1	0	2-2	11	0	1	.917
17 GIM Hyungyung....	.571	3-2	7	2	4	1	1	0	3	7	1.000	0	1	0	0	.625	0	0	2-2	2	0	0	1.000
21 HAN Jiyeon.....	.500	2-2	4	1	2	0	0	0	0	2	.500	0	0	1	1	.500	0	0	1-1	0	0	0	.000
4 SHIN Jeongeun....	.500	3-1	2	3	1	0	0	0	2	1	.500	2	0	0	0	.750	0	0	5-6	3	1	0	1.000
22 NA Dooree.....	.500	2-1	2	2	1	0	0	0	1	1	.500	1	0	1	0	.667	0	0	0-0	0	1	1	.500
23 HWANG Se Won....	.400	3-2	5	3	2	0	0	0	2	2	.400	1	0	0	0	.500	0	0	1-1	0	0	0	.000
29 KIM Rakyung.....	.400	2-2	5	1	2	0	1	0	1	4	.800	0	1	0	0	.500	0	0	3-3	3	0	0	1.000
11 KIM Narae.....	.333	2-1	3	2	1	0	0	0	2	1	.333	1	0	0	0	.500	0	0	1-1	2	2	0	1.000
14 WON Hyeryeon....	.286	3-2	7	3	2	1	0	0	2	3	.429	1	0	0	0	.333	1	0	0-0	8	2	0	1.000
6 YEOM Heera.....	.250	3-3	4	3	1	0	0	0	1	1	.250	3	0	0	0	.571	0	0	4-4	2	8	2	.833
30 KIM Jihye.....	.250	3-2	4	3	1	0	0	0	1	1	.250	2	0	2	0	.500	0	0	2-2	4	0	0	1.000
10 CHOI Eunjin.....	.200	2-2	5	1	1	0	0	0	2	1	.200	0	0	0	0	.200	0	0	0-0	3	0	0	1.000
7 KIM Tae Yeon....	.000	3-2	4	0	0	0	0	0	0	0	.000	0	1	0	0	.200	0	0	1-1	6	3	0	1.000
15 YANG Insuk.....	.000	3-1	4	2	0	0	0	0	0	0	.000	1	0	1	0	.200	0	0	2-2	1	3	1	.800
27 SHIN Nuri.....	.000	1-1	2	0	0	0	0	0	0	0	.000	0	0	1	0	.000	0	0	0-0	1	0	0	1.000
3 KIM Chaewon....	.000	2-1	2	1	0	0	0	0	0	0	.000	1	0	0	0	.333	0	0	1-1	0	1	0	1.000
25 KIM Heejin.....	.000	1-1	0	0	0	0	0	0	0	0	.000	0	0	0	0	.000	0	0	0-0	0	0	1	.000
28 JUNG Hyemin....	.000	2-0	0	0	0	0	0	0	0	0	.000	0	0	0	0	.000	0	0	0-0	1	0	0	1.000
52 LEE Miran.....	.000	2-1	0	0	0	0	0	0	0	0	.000	0	0	0	0	.000	0	0	0-0	0	1	0	1.000
Totals.....	.338	3-3	68	32	23	2	2	0	22	29	.426	14	3	7	1	.460	2	0	27-28	48	22	6	.921
Opponents.....	.246	3-3	65	12	16	2	0	0	10	18	.277	6	1	5	1	.315	1	1	14-14	45	16	7	.897

LOB - Team (10), Opp (14). DPs turned - Team (2), Opp (1). Picked off - SHIN J 1.

(All games Sorted by Earned run avg)

Player	ERA	W-L	APP	GS	CG	SHO/CBO	SV	IP	H	R	ER	BB	SO	2B	3B	HR	AB	B/Avg	WP	HBP	BK	SFA	SHA
25 KIM Heejin.....	0.00	1-0	1	1	0	0/0	0	3.0	2	1	0	0	2	0	0	0	11	.182	0	0	0	1	0
52 LEE Miran.....	1.17	1-0	2	1	0	0/1	0	6.0	6	1	1	4	0	0	0	0	23	.261	1	0	0	0	0
28 JUNG Hyemin....	0.00	0-0	2	0	0	0/1	0	2.0	0	0	0	0	1	0	0	0	6	.000	0	0	0	0	0
2 KIM Hyeli.....	0.00	0-0	1	0	0	0/0	0	1.0	0	0	0	0	0	0	0	0	3	.000	0	0	0	0	0
15 YANG Insuk.....	0.00	0-0	1	0	0	0/1	0	1.0	0	0	0	0	2	0	0	0	3	.000	0	1	0	0	0
11 KIM Narae.....	0.00	0-0	1	0	0	0/0	0	1.0	0	0	0	1	0	0	0	0	2	.000	0	0	0	0	1
22 NA Dooree.....	14.00	0-1	1	1	0	0/0	0	1.0	2	4	2	1	0	0	0	0	7	.286	0	0	0	0	0
14 WON Hyeryeon....	28.00	0-0	1	0	0	0/0	0	1.0	6	6	4	0	0	2	0	0	10	.600	1	0	0	0	0
Totals.....	3.06	2-1	3	3	0	1/1	0	16.0	16	12	7	6	5	2	0	0	65	.246	2	1	0	1	1
Opponents.....	10.73	1-2	3	3	0	1/1	0	15.0	23	32	23	14	7	2	2	0	68	.338	5	3	1	2	0

PB - Team (0), Opp (2). Pickoffs - Team (0), Opp (1). SBA/ATT - CHOI (13-13), WON (6-6), NA (5-5), KIM N (2-2), YANG (1-1).

(All games Sorted by Fielding pct)

Player	C	PO	A	E	FLD%	DPS	SBA	CSB	SBA%	PB	CI
14 WON Hyeryeon....	10	8	2	0	1.000	0	6	0	1.000	0	0
7 KIM Tae Yeon....	9	6	3	0	1.000	1	0	0	---	0	0
4 SHIN Jeongeun....	4	3	1	0	1.000	0	0	0	---	0	0
11 KIM Narae.....	4	2	2	0	1.000	1	2	0	1.000	0	0
30 KIM Jihye.....	4	4	0	0	1.000	0	0	0	---	0	0
29 KIM Rakyung....	3	3	0	0	1.000	0	0	0	---	0	0
10 CHOI Eunjin....	3	3	0	0	1.000	0	13	0	1.000	0	0
17 GIM Hyungyung....	2	2	0	0	1.000	0	0	0	---	0	0
27 SHIN Nuri.....	1	1	0	0	1.000	0	0	0	---	0	0
28 JUNG Hyemin....	1	1	0	0	1.000	0	0	0	---	0	0
2 KIM Hyeli.....	1	1	0	0	1.000	1	0	0	---	0	0
3 KIM Chaewon....	1	0	1	0	1.000	0	0	0	---	0	0
52 LEE Miran.....	1	0	1	0	1.000	0	0	0	---	0	0
9 HONG Eun-Jung....	12	11	0	1	.917	1	0	0	---	0	0
6 YEOM Heera.....	12	2	8	2	.833	1	0	0	---	0	0
15 YANG Insuk.....	5	1	3	1	.800	0	1	0	1.000	0	0
22 NA Dooree.....	2	0	1	1	.500	0	5	0	1.000	0	0
25 KIM Heejin....	1	0	0	1	.000	0	0	0	---	0	0
21 HAN Jiyeon....	0	0	0	0	.000	0	0	0	---	0	0
23 HWANG Se Won....	0	0	0	0	.000	0	0	0	---	0	0
Totals.....	76	48	22	6	.921	2	14	0	1.000	0	0
Opponents.....	68	45	16	7	.897	1	27	1	.964	2	0

Hitting minimums - 1 Games
 Pitching minimums - 1 Games 0.8 IP/Game

Tournament Summary

(All games)

TEAM BATTING	G	Avg	AB	R	H	2B	3B	HR	BB	SO	SB-ATT
HONG KONG.....	3	.453	86	36	39	11	1	0	9	7	14-15
JAPAN.....	3	.449	78	34	35	5	0	0	8	1	14-16
SOUTH KOREA.....	3	.338	68	32	23	2	2	0	14	7	27-28
CHINESE TAIPEI.....	2	.321	53	17	17	8	0	0	5	7	9-9
INDIA.....	2	.196	51	5	10	0	0	0	8	7	1-1
PAKISTAN.....	3	.171	41	3	7	1	0	0	6	10	1-3
Totals.....	8	.347	377	127	131	27	3	0	50	39	66-72

TEAM PITCHING	G	ERA	W	L	Sv	IP	H	R	ER	BB	SO
JAPAN.....	3	0.56	3	0	0	16.0	7	1	1	4	16
SOUTH KOREA.....	3	3.94	2	1	0	16.0	16	12	7	6	5
CHINESE TAIPEI.....	2	5.25	1	1	0	12.0	12	7	7	7	4
HONG KONG.....	3	11.12	2	1	0	17.0	21	23	21	15	7
INDIA.....	2	11.77	0	2	0	13.0	31	27	17	4	5
PAKISTAN.....	3	26.21	0	3	0	11.1	44	57	33	18	2
Totals.....	8	9.07	8	8	0	85.1	131	127	86	50	39

TEAM FIELDING	G	PO	A	E	Pct	DP	PB	SBA-ATT
CHINESE TAIPEI.....	2	36	24	0	1.000	2	0	0-3
JAPAN.....	3	48	20	1	.986	1	0	0-2
INDIA.....	2	39	13	4	.929	0	1	19-19
HONG KONG.....	3	51	23	6	.925	2	0	10-11
SOUTH KOREA.....	3	48	22	6	.921	2	0	14-14
PAKISTAN.....	3	34	13	15	.758	0	1	23-23
Totals.....	8	256	115	32	.921	7	2	66-72

INDIVIDUAL BATTING	Min 0.0 AB/Team game	G	Avg	AB	R	H	RBI	2B	3B	HR	BB
ONO Nanami-JPN.....	2	1.000	1	0	1	0	0	0	0	0	0
ADACHI Ruri-JPN.....	2	1.000	1	2	1	0	0	0	0	0	0
MATSUSHIMA Runa-JPN.....	2	1.000	1	1	1	0	0	0	0	0	0
LIN Ting Chun-TPE.....	1	1.000	1	0	1	0	0	0	0	0	0
DAS Shweta-IND.....	2	1.000	1	1	1	0	0	0	0	0	0
IKEMOTO Ayuri-JPN.....	2	.833	6	4	5	3	0	0	0	0	0
CHEUNG Tan Lee Dan-HKG....	3	.800	5	3	4	4	2	0	0	0	1
WATANABE Nana-JPN.....	2	.667	6	1	4	1	1	0	0	0	1
KIM Hyeli-KOR.....	2	.667	3	3	2	2	0	0	0	0	1
TSAI Ya Ling-TPE.....	2	.667	3	2	2	0	0	0	0	0	1
HONG Eun-Jung-KOR.....	3	.600	5	2	3	3	0	0	0	0	0
KHALID Iram-PAK.....	3	.600	5	1	3	0	0	0	0	0	0
OGATA Yuka-JPN.....	2	.600	5	2	3	3	1	0	0	0	0
GIM Hyungyung-KOR.....	3	.571	7	2	4	3	1	1	0	0	0
HSIEH Yu Ying-TPE.....	2	.571	7	3	4	2	3	0	0	0	0
HIRUTA Natsuki-JPN.....	3	.500	10	4	5	4	0	0	0	0	0
YEUNG Kit Ling-HKG.....	3	.500	10	2	5	3	0	0	0	0	0
CHEUNG Wai Yee Viv-HKG....	3	.500	10	6	5	3	2	0	0	0	2
MUI Wing Ki-HKG.....	3	.500	8	5	4	4	2	1	0	1	0
LEE Shih Yun-TPE.....	2	.500	6	2	3	1	0	0	0	0	0

INDIVIDUAL PITCHING	Min 0.8 IP/Team game	App	ERA	W-L	Sv	IP	H	R	ER	BB	SO
IMAI Hana-JPN.....	2	0.00	0-0	0	3.0	2	0	0	0	0	5
KIM Heejin-KOR.....	1	0.00	1-0	0	3.0	2	1	0	0	0	2
LEE Miran-KOR.....	2	1.50	1-0	0	6.0	6	1	1	4	0	0
FAN Tak Kwan-HKG.....	1	2.25	1-0	0	4.0	2	1	1	2	4	0
TSURU Asaka-JPN.....	1	2.25	0-0	0	4.0	3	1	1	1	4	0
HSIEH Yu Ying-TPE.....	1	4.76	0-1	0	5.2	7	3	3	1	1	1
DAS Shweta-IND.....	1	6.00	0-1	0	6.0	5	6	4	3	2	0
HSIEH Wen Ching-TPE.....	2	6.75	1-0	0	5.1	4	4	4	2	3	0
HUNG Yik Shan-HKG.....	2	10.29	0-1	0	7.0	9	9	8	2	1	0
LENKA Rupashi-IND.....	2	17.55	0-1	0	6.2	25	21	13	1	3	0
BIBI Sadia-PAK.....	2	24.00	0-0	0	3.0	11	10	8	1	0	0
BASHARAT Masooma-PAK.....	2	29.08	0-1	0	4.1	20	19	14	3	0	0

HITS	
HIRUTA Natsuki-JPN.....	5
YEUNG Kit Ling-HKG.....	5
CHEUNG Wai Yee Viv-HKG....	5
IKEMOTO Ayuri-JPN.....	5
7 tied with 4 hit(s)	

RUNS SCORED	
CHEUNG Wai Yee Viv-HKG....	6
LUI Chee Ar-HKG.....	5
MUI Wing Ki-HKG.....	5
4 tied with 4 run(s) scored	

RUNS BATTED IN	
MUI Wing Ki-HKG.....	4
HIRUTA Natsuki-JPN.....	4
CHEUK Woon Yee Sin-HKG....	4
CHEUNG Tan Lee Dan-HKG....	4
12 tied with 3 RBI(s)	

DOUBLES	
HSIEH Yu Ying-TPE.....	3
MUI Wing Ki-HKG.....	2
CHEUNG Wai Yee Viv-HKG....	2
YANG Chia Hui-TPE.....	2
CHEUNG Tan Lee Dan-HKG....	2

TRIPLES	
MUI Wing Ki-HKG.....	1
KIM Rakyung-KOR.....	1
GIM Hyungyung-KOR.....	1

HOME RUNS	
MUI Wing Ki-HKG.....	8
CHEUNG Wai Yee Viv-HKG....	7
GIM Hyungyung-KOR.....	7
HSIEH Yu Ying-TPE.....	7
CHEUNG Tan Lee Dan-HKG....	6

STOLEN BASES	SB-ATT
LAU Tsz Chin-HKG.....	5-5
SHIN Jeongeun-KOR.....	5-6
CHEUNG Wai Yee Viv-HKG....	4-4
YEOM Heera-KOR.....	4-4
KIM Rakyung-KOR.....	3-3

STRIKEOUTS	IP	SO
IMAI Hana-JPN.....	3.0	5
FAN Tak Kwan-HKG.....	4.0	4
TSURU Asaka-JPN.....	4.0	4
3 tied with 3 strikeout(s)		

ABBREVIATIONS (IN ALPHABETICAL ORDER)

OFENSIVA - HITTING			DEFENSA - FIELDING		
2B	Dobles	Doubles	A	Asistencias	Assists
3B	Triples	Triples	C	Total de lances	Chances
AB	Veces al bate	At bats	CI	Interferencia del receptor	Catcher's interference
AVG	Average de bateo	Batting average	CSB	Atrapado robando (del lanzador y del receptor)	Caught stealing (by pitcher and catcher)
BB	Base por bolas	Base on balls	DPs	Participaciones en doble play	Double plays participated
GPD	Batazo para Doble Play	Grounded into double plays	E	Errores	Errors
GP / GS	Juegos jugados / empezados	Games played / Games started	FLD%	Promedio de defensa	Fielding percentage
H	Hits	Base hits	PB	Passed ball (receptor)	Passed balls (catcher)
HBP	Golpeado por el lanzador	Hit by pitch	PO	Outs (Eliminaciones)	Putouts
HR	Homeruns	Home runs	SBA	Robos permitidos (lanzador y receptor)	Stolen bases allowed (pitcher and catcher)
IBB	Base por bolas intencional	Intentional base on balls	SBA%	Promedio de robos permitidos (lanzador y receptor)	Stolen bases against percentage (pitcher and catcher)
OB%	Promedio de llegada a base	On base percentage	ANÁLISIS DE ESTADÍSTICAS - STATISTICS ANALYSIS		
R	Carreras Anotadas	Runs scored	#rnr adv w/out	Número de veces que el bateador ha provocado un out y ha hecho avanzar al menos un corredor	Number of times batter made out and advanced at least one runner
RBI -BI	Carreras impulsadas	Runs batted in	2 out rbi	Carreras impulsadas con 2 outs	Runs batted in with 2 outs
SB / ATT	Baés Robadas / Intentos de robo	Stolen bases / Stolen bases attempted	Fly / Gnd	Proporción entre outs por batazos de fly y de rolling	Fly outs to ground outs ratio
SF	Sacrificio Fly	Sacrifice flies	Fly out	Numero de outs por fly (incluyendo los SF, excluyendo los errores)	Number of fly outs (including sacrifice flies but not errors)
SH	Toque de sacrificio	Sacrifice hits	Gnd out	Numero de outs con batazos de rolling (incluyendo sacrificios, excluyendo errores)	Number of ground outs (including sacrifice flies, but not errors)
SLG%	Average de slugging	Slugging percentage	KL	Ponches sin abanicar el tercer strike	Strikeouts look
SO	Ponches	Strikeouts	pinch hitting	Average de bateo como bateador emergente	Avg as pinch hitter
TB	Total de bases alcanzadas por hit	Total bases	RBI ops	Average de bateo con corredores en 2ª o 3ª base	Avg when batting with runner on 2nd or 3rd base
LANZADOR - PITCHING			rch by leadoff	Average de bateo como primer bateador en la entrada	Avg when leading off an inning
2B	Dobles permitidos	Doubles allowed	rch err	Veces que llega a 1ª base por error	Reach first base on error
3B	Triples permitidos	Triples allowed	rch fc	Veces que llega a 1ª base por jugada de elección	Reach first base on fielder's choice
AB	Veces al bate	At bats	rnrns lob	Numero de corredores dejados en base por el ultimo bateador de la entrada	Number of runners left on base by last batter of inning
APP / GS	Juegos lanzados / Juegos Iniciados	Appearances / Game starts	success advancing rnrns	Numero de corredores avanzados por batazos	Success advancing runners by hits
B/Avg	Average de bateo de los oponentes	Opponent batting average	vs Left	Average de bateo contra lanzadores zurdos	Avg against left-handed pitchers
BB	Bases por bolas concedidas	Base on balls allowed	vs Right	Average de bateo contra lanzadores derechos	Avg against right-handed pitchers
BF	Bateadores enfrentados	Batters faced	w/bases empty	Average de bateo sin corredores en base	Avg when batting with bases empty
IBB	Bases por bolas intencionales	Intentional base on balls allowed	w/rnr on 3rd and LT 2 outs	Average de bateo con corredor en 3ª y menos de 2 outs	Avg when batting with runner on third base and less than 2 outs
BK	Balk	Balk	w/runners on	Average de bateo con corredores en base	Avg when batting with runners on base
CG	Juego completo	Complete games	with 2 outs	Average de bateo con 2 outs	Avg when batting with 2 outs
ER	Carreras limpias permitidas	Earned runs allowed	with 2 outs	Average de bateo con 2 outs	Avg when batting with 2 outs
ERA	Promedio de efectividad	Earned run average	with runners in scoring pos	Average de bateo con corredores en posición de anotar	Avg when batting with runners in scoring positions
FO	Outs por batazo de fly	Fly outs			
GO	Outs por batazo de rolling	Ground outs			
H	Hits permitidos	Hits allowed			
HBP	Golpeados por el lanzamiento	Hit by pitch			
HR	Homeruns permitidos	Home runs allowed			
IP	Entradas lanzadas	Innings played			
R	Carreras permitidas	Runs allowed			
SFA	Sacrificios fly permitidos	Sacrifice flies allowed			
SHA	Toques de sacrificio permitidos	Sacrifice hits allowed			
SHO/CHO	Blanqueos / Blanqueos combinados	Shutouts / Combination shutouts			
SO	Strikeouts	Strikeouts			
SV	Juegos salvados	Saves			
W/L	Juegos ganados/Perdidos	Wins/Losses			
WP	Wild pitches	Wild pitches			