



**2017  BFA
WOMEN'S BASEBALL ASIAN CUP
— HONG KONG —**



**DAILY REPORT
No. 2**





3rd SEPTEMBER, 2017

STANDINGS



RK	TEAM - EQUIPO	GP	W	L	T	Points
1	 HONG KONG	2	2	0	0	6
	 JAPAN	2	2	0	0	6
3	 SOUTH KOREA	2	1	1	0	3
4	 CHINESE TAIPEI	1	0	1	0	0
	 INDIA	1	0	1	0	0
6	 PAKISTAN	2	0	2	0	0

SCHEDULE AND RESULTS







Saturday september 2, 2017

#	Hour	Stadium	Home Team	Away Team	Score	Inn
09:30 STW OPENING CEREMONY						
01	11:00	STW	 HONG KONG	 PAKISTAN	17 - 2	4
02	15:00	STW	 SOUTH KOREA	 JAPAN	0 - 11	5

Sunday september 3, 2017

#	Hour	Stadium	Home Team	Away Team	Score	Inn
03	09:00	STW	 PAKISTAN	 SOUTH KOREA	1 - 23	4
04	12:00	STW	 JAPAN	 CHINESE TAIPEI	6 - 1	
05	15:00	STW	 INDIA	 HONG KONG	5 - 18	

Monday september 4, 2017

#	Hour	Stadium	Home Team	Away Team	Score	Inn
06	09:00	STW	 PAKISTAN	 JAPAN		
07	12:00	STW	 HONG KONG	 CHINESE TAIPEI		
08	15:00	STW	 SOUTH KOREA	 INDIA		



SCHEDULE AND RESULTS

Tuesday september 5, 2017

#	Hour	Stadium	Home Team	Away Team	Score	Inn
09	09:00	STW	INDIA	PAKISTAN		
10	12:00	STW	JAPAN	HONG KONG		
11	15:00	STW	CHINESE TAIPEI	SOUTH KOREA		

Wednesday september 6, 2017

#	Hour	Stadium	Home Team	Away Team	Score	Inn
12	09:00	STW	JAPAN	INDIA		
13	12:00	STW	CHINESE TAIPEI	PAKISTAN		
14	15:00	STW	HONG KONG	SOUTH KOREA		

Thursday september 7, 2017

#	Hour	Stadium	Home Team	Away Team	Score	Inn
15	09:00	STW	CHINESE TAIPEI	INDIA		
	13:00	STW	PRESENTATION CEREMONY			

Local time. Subject to change.

GAME SUMMARY 03



PAKISTAN – SOUTH KOREA



SOUTH KOREA 23, PAKISTAN 1 (Sep 03, 2017 at Hong Kong)

SOUTH KOREA.....	84(11)	0	-	23	15	2	(1-1)
PAKISTAN.....	100	0	-	1	2	7	(0-2)

Pitchers:

SOUTH KOREA - KIM Heejin; JUNG Hyemin(4) and KIM Rakyung; YANG Insuk.
PAKISTAN - FAROOQ Azra; BIBI Sadia(1); EJAZ Ayesha(3) and SAIRA.

Win-KIM Heejin(1-0)

Loss-FAROOQ Azra(0-2)

Start: 09:00 Time: 1:52 Attendance: 50 Weather: Cloudy

Umpires - HP: HUEN Kun Chi (HKG) 1B: WANG Show Ling (HKG) 2B: SATO Kana (JPN) 3B: Chernjit Singh (IND)

Scorers - HARDINGER Gabriele (AUT), CHENG Wai Man (HKG), PAINI Anna Maria (ITA)

TC - CHENG Yi Yan John (HKG)

Game: 03

GAME SUMMARY 04



JAPAN – CHINESE TAIPEI



JAPAN 6, CHINESE TAIPEI 1 (Sep 03, 2017 at Hong Kong)

CHINESE TAIPEI.....	000	100	0	-	1	5	0	(2-0)
JAPAN.....	000	006	X	-	6	8	1	(0-1)

Pitchers:

CHINESE TAIPEI - HSIEH Yu Ying; HSIEH Wen Ching(6) and LEE Shih Yun.

JAPAN - TSURU Asaka; MATSUSHIMA Runa(5); ONO Nanami(6) and OGATA Yuka; KANEMITSU Ririna.

Win-ONO Nanami(1-0)

Loss-HSIEH Yu Ying(0-1)

Start: 12:00 Time: 1:55 Attendance: 150 Weather: Cloudy

Umpires - HP: KIM Minseo (KOR) 1B: YIP Ka Leung (HKG) 2B: JEON Mun Sook (KOR) 3B: IP Ho Yin (HKG)

Scorers - CHAN Cindy (HKG) HARDINGER Gabriele (AUT) WINKLER Stephanie (GER)

TC - DONGHOON Hwang (KOR)

Game: 04

GAME SUMMARY 05



INDIA – HONG KONG



HONG KONG 18, INDIA 5 (Sep 03, 2017 at Hong Kong)

HONG KONG.....	541	101	6	-	18	24	2	(2-0)
INDIA.....	200	100	2	-	5	5	4	(0-1)

Pitchers:

HONG KONG - LAM Yee Wan; AU Ho Ying(2); FAN Tak Kwan(3); AU Kit Yi Kitty(7) and LAU Janice Chi Kay.

INDIA - LENKA Rupashi; CHITTARI CHANDHU Pri(7) and THAKUR Sheetal.

Win-FAN Tak Kwan(1-0) Loss-LENKA Rupashi(0-1)

Start: 15:10 Time: 2:19 Attendance: 120 Weather: Cloudy

Umpires - HP: MATSUMOTO K (JPN) 1B: CHEUNG WY (HKG) 2B: LIU PC (TPE) 3B: ZAFAR H (PAK)

Scorers - CHENG Jenny (HKG) WONG Pak Wah (HKG) WINKLER Stephanie (GER)

TC - SHIMIZU Nobuko (JPN)

Game: 05

INDIVIDUAL OVERALL STATISTICS

BATTING LEADERS

Player	AVG	GP-GS	AB	R	H	2B	3B	HR	RBI	TB	SLG%	BB	HBP	SO	GDP	OB%	SF	SH	SB-ATT
KIM Rakyung, KOR.....	1.000	1-1	2	1	2	0	1	0	1	4	2.000	0	1	0	0	1.000	0	0	3-3
DAS Shweta, IND.....	1.000	1-1	1	1	1	0	0	0	0	1	1.000	0	0	0	0	1.000	0	0	0-0
ONO Ayumi, JPN.....	1.000	1-1	1	1	1	0	0	0	1	1	1.000	1	0	0	0	1.000	0	0	1-1
ADACHI Ruri, JPN.....	1.000	1-1	1	1	1	0	0	0	0	1	1.000	0	0	0	0	1.000	0	1	0-0
TSAI Ya Ling, TPE.....	1.000	1-0	1	0	1	0	0	0	0	1	1.000	0	0	0	0	1.000	0	0	0-0
SHAHZADI Irum, PAK.....	1.000	1-1	1	0	1	0	0	0	0	1	1.000	1	0	0	0	1.000	0	0	1-1
CHEUNG Tan Lee Dan, HKG....	.800	2-2	5	3	4	2	0	0	4	6	1.200	0	0	1	0	.800	0	0	1-1
CHEUK Woon Yee Sin, HKG....	.750	2-2	4	3	3	1	0	0	4	4	1.000	0	0	0	0	.750	0	0	0-0
WATANABE Nana, JPN.....	.667	2-2	6	1	4	1	0	0	1	5	.833	1	0	0	0	.714	0	0	1-2
MUI Wing Ki, HKG.....	.667	2-2	6	5	4	2	1	0	4	8	1.333	1	0	0	0	.625	1	0	0-0
IKEMOTO Ayuri, JPN.....	.667	1-1	3	1	2	0	0	0	1	2	.667	0	0	0	0	.667	0	0	1-1
TSE Cheuk Lam Andr, HKG....	.667	2-0	3	1	2	0	0	0	0	2	.667	0	0	0	0	.667	0	0	1-1
KIM Hyeli, KOR.....	.667	2-1	3	3	2	0	0	0	2	2	.667	1	0	0	0	.750	0	0	2-2
WON Hyeryeon, KOR.....	.667	2-1	3	3	2	1	0	0	2	3	1.000	1	0	0	0	.600	1	0	0-0
KHALID Iram, PAK.....	.667	2-2	3	1	2	0	0	0	0	2	.667	0	0	0	0	.667	0	0	0-1
CHEUNG Wai Yee Viv, HKG....	.500	2-2	8	5	4	1	0	0	3	5	.625	2	0	0	0	.600	0	0	4-4
LAU Tsz Chin, HKG.....	.500	2-2	8	4	4	1	0	0	2	5	.625	1	0	0	0	.556	0	0	5-5
LUI Chee Ar, HKG.....	.500	2-2	8	5	4	1	0	0	1	5	.625	1	0	0	0	.556	0	0	1-1
HONG Eun-Jung, KOR.....	.500	2-1	4	2	2	0	0	0	2	2	.500	0	0	1	0	.500	0	0	2-2
HWANG Se Won, KOR.....	.500	2-2	4	3	2	0	0	0	2	2	.500	1	0	0	0	.600	0	0	1-1
FUNG Siu Ping Emil, HKG....	.500	2-0	2	0	1	0	0	0	1	1	.500	0	0	0	0	.500	0	0	0-0
HAN Jiyeon, KOR.....	.500	1-1	2	0	1	0	0	0	0	1	.500	0	0	0	1	.500	0	0	0-0
- Raj Rani, IND.....	.500	1-1	2	0	1	0	0	0	1	1	.500	2	0	0	0	.750	0	0	0-0
NA Dooree, KOR.....	.500	2-1	2	2	1	0	0	0	1	1	.500	1	0	1	0	.667	0	0	0-0
LEUNG Ka Yan, HKG.....	.500	1-1	2	0	1	1	0	0	1	2	1.000	0	0	1	0	.500	0	0	0-0
KWAN Man Hoi, HKG.....	.400	2-1	5	2	2	0	0	0	2	2	.400	0	0	0	0	.400	0	0	0-0
LAU Janice Chi Kay, HKG....	.400	2-2	5	4	2	1	0	0	2	3	.600	3	0	0	0	.625	0	0	1-1
ENDO Kanako, JPN.....	.400	2-2	5	2	2	0	0	0	1	2	.400	1	0	0	0	.500	0	0	2-3
GIM Hyungyung, KOR.....	.400	2-1	5	1	2	0	1	0	2	4	.800	0	0	0	0	.400	0	0	0-0
YEUNG Kit Ling, HKG.....	.375	2-2	8	2	3	0	0	0	2	3	.375	0	0	1	0	.375	0	1	1-1
MITSUURA Sakura, JPN.....	.333	2-2	6	1	2	1	0	0	2	3	.500	1	0	0	1	.429	0	0	2-2
HIRUTA Natsuki, JPN.....	.333	2-2	6	2	2	0	0	0	1	2	.333	0	0	1	0	.333	0	0	2-2
YEOM Heera, KOR.....	.333	2-2	3	1	1	0	0	0	1	1	.333	1	0	0	0	.500	0	0	2-2
BHUYAN Geeta, IND.....	.333	1-1	3	3	1	0	0	0	0	1	.333	0	1	1	0	.500	0	0	0-0
YANG Chia Hui, TPE.....	.333	1-1	3	0	1	1	0	0	1	2	.667	0	0	1	0	.333	0	0	0-0
- Ramandeep Kaur, IND.....	.333	1-1	3	0	1	0	0	0	0	1	.333	0	0	1	0	.333	0	0	0-0
KIM Narae, KOR.....	.333	2-1	3	2	1	0	0	0	2	1	.333	1	0	0	0	.500	0	0	1-1
- Bhawna, IND.....	.333	1-1	3	0	1	0	0	0	1	1	.333	0	1	1	1	.500	0	0	0-0
HSIEH Wen Ching, TPE.....	.333	1-1	3	0	1	0	0	0	0	1	.333	0	0	1	0	.333	0	0	0-0
NAYYAB Fariha, PAK.....	.333	2-2	3	0	1	1	0	0	3	2	.667	0	0	1	0	.250	1	0	0-0
LAW Ka Man Evelyn, HKG....	.333	1-0	3	1	1	0	0	0	1	1	.333	0	0	1	0	.333	0	0	0-0
SAIRA, PAK.....	.333	2-2	3	1	1	0	0	0	0	1	.333	1	0	0	0	.500	0	0	0-0
HSIEH Yu Ying, TPE.....	.333	1-1	3	0	1	1	0	0	0	2	.667	0	0	0	0	.333	0	0	0-0
LEE Shih Yun, TPE.....	.333	1-1	3	0	1	0	0	0	0	1	.333	0	0	0	0	.333	0	0	0-0
YOSHII Harue, JPN.....	.250	2-1	4	2	1	0	0	0	1	1	.250	0	0	0	0	.250	0	0	1-1
KITAYAMA Miku, JPN.....	.250	2-2	4	2	1	0	0	0	3	1	.250	1	1	0	0	.500	0	1	0-0
KHAN Humaira, PAK.....	.200	2-2	5	1	1	0	0	0	0	1	.200	0	0	0	0	.200	0	0	0-0
KANEMITSU Ririna, JPN.....	.200	2-1	5	2	1	1	0	0	1	2	.400	0	0	0	0	.200	0	0	2-2
ABE Nozomi, JPN.....	.000	2-2	4	2	0	0	0	0	1	0	.000	1	0	0	0	.200	0	1	1-1
KUSUMAKAR Mona, IND.....	.000	1-1	4	0	0	0	0	0	0	0	.000	0	0	0	1	.000	0	0	0-0
YANG Insuk, KOR.....	.000	2-1	4	1	0	0	0	0	0	0	.000	0	0	1	0	.000	0	0	0-0
BIBI Sadia, PAK.....	.000	2-2	4	0	0	0	0	0	0	0	.000	0	0	2	0	.000	0	0	0-0
SHIH Wan Ting, TPE.....	.000	1-1	3	0	0	0	0	0	0	0	.000	0	0	2	0	.000	0	0	0-0
TSAI Hsing Yeh, TPE.....	.000	1-1	3	0	0	0	0	0	0	0	.000	0	0	1	0	.000	0	0	0-0
GUNREDDY Sai Asrit, IND....	.000	1-1	3	0	0	0	0	0	0	0	.000	0	0	1	0	.000	0	0	0-0
CHITTARI CHANDHU P, IND....	.000	1-1	3	0	0	0	0	0	0	0	.000	0	0	0	0	.000	0	0	0-0
KIM Tae Yeon, KOR.....	.000	2-1	3	0	0	0	0	0	0	0	.000	0	0	0	0	.000	0	0	0-0
YANG An Chi, TPE.....	.000	1-1	2	0	0	0	0	0	0	0	.000	0	0	1	0	.000	0	0	0-0
TU Yu Chuan, TPE.....	.000	1-1	2	0	0	0	0	0	0	0	.000	0	0	1	0	.000	0	1	0-0
HUANG Chiao Yun, TPE.....	.000	1-1	2	1	0	0	0	0	0	0	.000	1	0	0	0	.333	0	0	0-0
CHOI Eunjin, KOR.....	.000	1-1	2	0	0	0	0	0	0	0	.000	0	0	0	0	.000	0	0	0-0
THAKUR Sheetal, IND.....	.000	1-1	2	0	0	0	0	0	0	0	.000	1	0	1	0	.333	0	0	0-0
EJAZ Ayesha, PAK.....	.000	2-2	2	0	0	0	0	0	0	0	.000	1	0	0	0	.333	0	0	0-0
LIAQAT Rabia, PAK.....	.000	2-2	2	0	0	0	0	0	0	0	.000	1	0	1	0	.333	0	0	0-0
YOUNIS Uzma, PAK.....	.000	2-2	2	0	0	0	0	0	0	0	.000	0	0	0	0	.000	0	0	0-0
SHAHZADI Iram, PAK.....	.000	2-1	2	0	0	0	0	0	0	0	.000	0	0	0	0	.000	0	0	0-0
KIM Jihye, KOR.....	.000	2-2	2	2	0	0	0	0	0	0	.000	2	0	2	0	.500	0	0	0-0
ASMA, PAK.....	.000	1-0	1	0	0	0	0	0	0	0	.000	0	0	0	0	.000	0	0	0-0
BASHARAT Masooma, PAK.....	.000	2-0	1	0	0	0	0	0	0	0	.000	0	0	1	0	.000	0	0	0-0
OGATA Yuka, JPN.....	.000	1-1	1	0	0	0	0	0	0	0	.000	0	0	0	0	.000	0	0	0-0
SUGIMOTO Mina, JPN.....	.000	1-0	1	0	0	0	0	0	0	0	.000	0	0	0	0	.000	0	0	0-0
SAHOO Binu, IND.....	.000	1-0	1	1	0	0	0	0	0	0	.000	2	0	0	0	.667	0	0	0-0
SHIN Jeongeun, KOR.....	.000	2-1	1	1	0	0	0	0	1	0	.000	2	0	0	0	.667	0	0	1-2
LENKA Rupashi, IND.....	.000	1-1	1	0	0	0	0	0	0	0	.000	0	0	0	0	.000	0	0	0-0
KIM Chaewon, KOR.....	.000	1-1	1	1	0	0	0	0	0	0	.000	1	0	0	0	.500	0	0	1-1
ONO Nanami, JPN.....	.000	1-0	0	0	0	0	0	0	0	0	.000	0	0	0	0	.000	0	0	0-0
LEE Miran, KOR.....	.000	1-0	0	0	0	0	0	0	0	0	.000	0	0	0	0	.000	0	0	0-0
LAM Yee Wan, HKG.....	.000	1-1	0	0	0	0	0	0	0	0	.000	0	0	0	0	.000	0	0	0-0



Baseball
Federation of Asia

2017 I BFA WOMEN'S BASEBALL ASIAN CUP HONG KONG



Qualifier to the WBSC Women's Baseball World Cup 2018

AU Ho Ying, HKG.....	.000	1-0	0	0	0	0	0	0	0	0	0	0	0	.000	0	0	0	0	.000	0	0	0-0
FAN Tak Kwan, HKG.....	.000	1-0	0	0	0	0	0	0	0	0	0	0	0	.000	0	0	0	0	.000	0	0	0-0
MATSUSHIMA Runa, JPN.....	.000	1-0	0	0	0	0	0	0	0	0	0	0	0	.000	0	0	0	0	.000	0	0	0-0
TSURU Asaka, JPN.....	.000	1-1	0	0	0	0	0	0	0	0	0	0	0	.000	0	0	0	0	.000	0	0	0-0
HIMENO Mayu, JPN.....	.000	1-0	0	0	0	0	0	0	0	0	0	0	0	.000	0	0	0	0	.000	0	0	0-0
ODAJIMA Mami, JPN.....	.000	1-0	0	0	0	0	0	0	0	0	0	0	0	.000	0	0	0	0	.000	0	0	0-0
KIM Heejin, KOR.....	.000	1-1	0	0	0	0	0	0	0	0	0	0	0	.000	0	0	0	0	.000	0	0	0-0
IMAI Hana, JPN.....	.000	1-1	0	0	0	0	0	0	0	0	0	0	0	.000	0	0	0	0	.000	0	0	0-0
NG Wing Hin, HKG.....	.000	1-0	0	0	0	0	0	0	0	0	0	0	0	.000	0	0	0	0	.000	0	0	0-0
CHAUDHARY Manisha, IND.....	.000	1-0	0	0	0	0	0	0	1	0	0	0	0	.000	1	0	0	0	1.000	0	0	0-0
HO Tsz Wai, HKG.....	.000	1-0	0	0	0	0	0	0	0	0	0	0	0	.000	0	0	0	0	.000	0	0	0-0
HUNG Yik Shan, HKG.....	.000	1-1	0	0	0	0	0	0	0	0	0	0	0	.000	0	0	0	0	.000	0	0	0-0
FAROOQ Azra, PAK.....	.000	2-2	0	0	0	0	0	0	0	0	0	0	0	.000	1	0	0	0	1.000	0	0	0-0
JUNG Hyemin, KOR.....	.000	1-0	0	0	0	0	0	0	0	0	0	0	0	.000	0	0	0	0	.000	0	0	0-0
AU Kit Yi Kitty, HKG.....	.000	1-0	0	0	0	0	0	0	0	0	0	0	0	.000	0	0	0	0	.000	0	0	0-0

CI - KHALID PAK 1.

INDIVIDUAL OVERALL STATISTICS

PITCHING LEADERS

Player	ERA	W-L	APP	GS	CG	SHO/CBO	SV	IP	H	R	ER	BB	SO	2B	3B	HR	AB	B/Avg	WP	HBP	BK
KIM Heejin, KOR.....	0.00	1-0	1	1	0	0/0	0	3.0	2	1	0	0	2	0	0	0	11	.182	0	0	0
HUNG Yik Shan, HKG.....	0.00	0-0	1	1	0	0/0	0	2.0	2	0	0	1	1	0	0	0	8	.250	0	0	0
IMAI Hana, JPN.....	0.00	0-0	1	1	0	0/1	0	2.0	1	0	0	0	3	0	0	0	7	.143	0	0	0
ONO Nanami, JPN.....	0.00	1-0	1	0	0	0/0	0	2.0	1	0	0	0	3	0	0	0	7	.143	0	0	0
HIMENO Mayu, JPN.....	0.00	1-0	1	0	0	0/1	0	2.0	0	0	0	1	1	0	0	0	5	.000	0	0	0
FAN Tak Kwan, HKG.....	1.75	1-0	1	0	0	0/0	0	4.0	2	1	1	2	4	0	0	0	13	.154	0	1	0
TSURU Asaka, JPN.....	1.75	0-0	1	1	0	0/0	0	4.0	3	1	1	1	4	1	0	0	14	.214	0	0	0
HSIEH Yu Ying, TPE.....	3.71	0-1	1	1	0	0/0	0	5.2	7	3	3	1	1	1	0	0	19	.368	0	0	0
LENKA Rupashi, IND.....	10.50	0-1	1	1	0	0/0	0	6.2	23	18	10	1	3	7	1	0	42	.548	3	0	0
EJAZ Ayesha, PAK.....	14.00	0-0	1	0	0	0/0	0	2.0	8	11	4	3	1	1	0	0	17	.471	1	0	0
BIBI Sadia, PAK.....	18.67	0-0	2	0	0	0/0	0	3.0	11	10	8	1	0	2	2	0	21	.524	1	0	0
FAROOQ Azra, PAK.....	31.50	0-2	2	2	0	0/0	0	2.0	5	17	9	11	1	1	0	0	12	.417	7	1	1

NG Wing Hin, HKG.....	0.00	1-0	1	0	0	0/0	0	1.0	0	0	0	2	0	0	0	0	2	.000	0	0	0
ODAJIMA Mami, JPN.....	0.00	0-0	1	0	0	0/1	0	1.0	0	0	0	1	0	0	0	0	2	.000	0	0	0
KIM Narae, KOR.....	0.00	0-0	1	0	0	0/0	0	1.0	0	0	0	1	0	0	0	0	2	.000	0	0	0
AU Ho Ying, HKG.....	0.00	0-0	1	0	0	0/0	0	1.0	1	0	0	0	0	0	0	0	4	.250	1	0	0
KIM Hyeli, KOR.....	0.00	0-0	1	0	0	0/0	0	1.0	0	0	0	0	0	0	0	0	3	.000	0	0	0
JUNG Hyemin, KOR.....	0.00	0-0	1	0	0	0/0	0	1.0	0	0	0	0	1	0	0	0	3	.000	0	0	0
MATSUSHIMA Runa, JPN.....	0.00	0-0	1	0	0	0/0	0	1.0	1	0	0	0	0	1	0	0	4	.250	0	0	0
CHITTARI CHANDHU P, IND.....	0.00	0-0	1	0	0	0/0	0	0.1	1	0	0	0	0	0	0	0	2	.500	0	0	0
LEE Miran, KOR.....	7.00	0-0	1	0	0	0/0	0	1.0	1	1	1	2	0	0	0	0	4	.250	0	0	0
LAM Yee Wan, HKG.....	7.00	0-0	1	1	0	0/0	0	1.0	2	2	1	1	1	0	0	0	7	.286	2	0	0
HO Tsz Wai, HKG.....	14.00	0-0	1	0	0	0/0	0	1.0	2	2	2	2	1	1	0	0	5	.400	1	0	0
NA Dooree, KOR.....	14.00	0-1	1	1	0	0/0	0	1.0	2	4	2	1	0	0	0	0	7	.286	0	0	0
AU Kit Yi Kitty, HKG.....	14.00	0-0	1	0	0	0/0	0	1.0	0	2	2	3	0	0	0	0	2	.000	0	1	0
BASHARAT Masooma, PAK.....	21.00	0-0	1	0	0	0/0	0	0.1	2	2	1	1	0	0	0	0	3	.667	0	0	0
WON Hyeryeon, KOR.....	28.00	0-0	1	0	0	0/0	0	1.0	6	6	4	0	0	2	0	0	10	.600	1	0	0
HSIEH Wen Ching, TPE.....	63.00	0-0	1	0	0	0/0	0	0.1	1	3	3	1	0	0	0	0	2	.500	2	1	0

PB - SAIRA PAK 1. Pickoffs - LENKA IND 1, ODAJIMA JPN 1.

INDIVIDUAL OVERALL STATISTICS

FIELDING LEADERS

Player	C	PO	A	E	FLD%	DPS	SBA	CSB	SBA%	PB	CI
MITSUURA Sakura, JPN.....	16	15	1	0	1.000	1	0	0	---	0	0
HUANG Chiao Yun, TPE.....	11	11	0	0	1.000	1	0	0	---	0	0
SHIH Wan Ting, TPE.....	9	4	5	0	1.000	1	0	0	---	0	0
KANEMITSU Ririna, JPN.....	8	6	2	0	1.000	0	0	0	---	0	0
LAU Janice Chi Kay, HKG....	6	6	0	0	1.000	0	0	0	---	0	0
LAW Ka Man Evelyn, HKG....	5	2	3	0	1.000	1	0	0	---	0	0
CHEUNG Wai Yee Viv, HKG....	5	3	2	0	1.000	1	0	0	---	0	0
HSIEH Yu Ying, TPE.....	5	0	5	0	1.000	1	0	2	.000	0	0
SAHOO Binu, IND.....	4	2	2	0	1.000	0	0	0	---	0	0
OGATA Yuka, JPN.....	4	4	0	0	1.000	0	0	0	---	0	0
CHEUNG Tan Lee Dan, HKG....	4	3	1	0	1.000	0	0	0	---	0	0
KIM Narae, KOR.....	4	2	2	0	1.000	1	2	0	1.000	0	0
YOSHII Harue, JPN.....	4	0	4	0	1.000	1	0	0	---	0	0
KUSUMAKAR Mona, IND.....	4	3	1	0	1.000	0	0	0	---	0	0
LENKA Rupashi, IND.....	4	1	3	0	1.000	0	5	0	1.000	0	0
WON Hyeryeon, KOR.....	4	2	2	0	1.000	0	6	0	1.000	0	0
KIM Jihye, KOR.....	4	4	0	0	1.000	0	0	0	---	0	0
WATANABE Nana, JPN.....	4	2	2	0	1.000	0	0	0	---	0	0
BHUYAN Geeta, IND.....	3	1	2	0	1.000	0	0	0	---	0	0
LEE Shih Yun, TPE.....	3	1	2	0	1.000	0	0	2	.000	0	0
KIM Tae Yeon, KOR.....	3	2	1	0	1.000	0	0	0	---	0	0
SHIN Jeongeun, KOR.....	3	3	0	0	1.000	0	0	0	---	0	0
LUI Chee Ar, HKG.....	3	2	1	0	1.000	0	1	1	.500	0	0
HIRUTA Natsuki, JPN.....	3	2	1	0	1.000	1	0	0	---	0	0
IKEMOTO Ayuri, JPN.....	2	2	0	0	1.000	0	0	0	---	0	0
KIM Rakyung, KOR.....	2	2	0	0	1.000	0	0	0	---	0	0
CHEUK Woon Yee Sin, HKG....	2	1	1	0	1.000	0	0	0	---	0	0
TSE Cheuk Lam Andr, HKG....	2	1	1	0	1.000	0	0	0	---	0	0
YANG Chia Hui, TPE.....	2	0	2	0	1.000	0	0	0	---	0	0
ADACHI Ruri, JPN.....	2	2	0	0	1.000	0	0	0	---	0	0
ABE Nozomi, JPN.....	2	1	1	0	1.000	0	0	0	---	0	0
YOUNIS Uzma, PAK.....	2	2	0	0	1.000	0	0	0	---	0	0
SAIRA, PAK.....	2	1	1	0	1.000	0	14	0	1.000	1	0
GUNREDDY Sai Asrit, IND....	1	1	0	0	1.000	0	0	0	---	0	0
ENDO Kanako, JPN.....	1	1	0	0	1.000	0	0	0	---	0	0
KIM Hyeli, KOR.....	1	1	0	0	1.000	1	0	0	---	0	0
ODAJIMA Mami, JPN.....	1	0	1	0	1.000	0	0	1	.000	0	0
- Raj Rani, IND.....	1	1	0	0	1.000	0	0	0	---	0	0
FAROOQ Azra, PAK.....	1	1	0	0	1.000	0	12	0	1.000	0	0
ONO Nanami, JPN.....	1	0	1	0	1.000	0	0	0	---	0	0
FUNG Siu Ping Emil, HKG....	1	1	0	0	1.000	0	0	0	---	0	0
HO Tsz Wai, HKG.....	1	0	1	0	1.000	0	0	0	---	0	0
LAM Yee Wan, HKG.....	1	1	0	0	1.000	0	0	0	---	0	0
MUI Wing Ki, HKG.....	1	0	1	0	1.000	0	0	0	---	0	0
GIM Hyungyung, KOR.....	1	1	0	0	1.000	0	0	0	---	0	0
JUNG Hyemin, KOR.....	1	1	0	0	1.000	0	0	0	---	0	0
TSAI Hsing Yeh, TPE.....	1	1	0	0	1.000	0	0	0	---	0	0
TU Yu Chuan, TPE.....	1	1	0	0	1.000	0	0	0	---	0	0
TSURU Asaka, JPN.....	1	0	1	0	1.000	0	0	0	---	0	0
CHOI Eunjin, KOR.....	1	1	0	0	1.000	0	12	0	1.000	0	0
CHITTARI CHANDHU P, IND....	1	1	0	0	1.000	0	0	0	---	0	0
YEUNG Kit Ling, HKG.....	11	10	0	1	.909	2	0	0	---	0	0
- Bhawna, IND.....	9	8	0	1	.889	0	0	0	---	0	0
HONG Eun-Jung, KOR.....	7	6	0	1	.857	0	0	0	---	0	0
KHAN Humaira, PAK.....	9	7	0	2	.778	0	0	0	---	0	0
EJAZ Ayesha, PAK.....	4	2	1	1	.750	0	4	0	1.000	0	0
SHAHZADI Iram, PAK.....	4	2	1	1	.750	0	0	0	---	0	0
THAKUR Sheetal, IND.....	4	3	0	1	.750	0	5	0	1.000	0	0
LIAQAT Rabia, PAK.....	7	1	4	2	.714	0	0	0	---	0	0
LAU Tsz Chin, HKG.....	9	3	3	3	.667	1	0	0	---	0	0
YANG Insuk, KOR.....	3	1	1	1	.667	0	0	0	---	0	0
BIBI Sadia, PAK.....	3	2	0	1	.667	0	5	0	1.000	0	0
YEOM Heera, KOR.....	5	1	2	2	.600	0	0	0	---	0	0
KHALID Iram, PAK.....	2	1	0	1	.500	0	8	0	1.000	0	1
SHAHZADI Irum, PAK.....	2	1	0	1	.500	0	0	0	---	0	0
KITAYAMA Miku, JPN.....	2	1	0	1	.500	0	0	0	---	0	0
NA Dooree, KOR.....	2	0	1	1	.500	0	5	0	1.000	0	0
NAYYAB Fariha, PAK.....	5	2	0	3	.400	0	0	0	---	0	0
DAS Shweta, IND.....	2	0	0	2	.000	0	0	0	---	0	0
KIM Heejin, KOR.....	1	0	0	1	.000	0	0	0	---	0	0
ASMA, PAK.....	1	0	0	1	.000	0	0	0	---	0	0
NG Wing Hin, HKG.....	0	0	0	0	.000	0	1	0	1.000	0	0



Baseball
Federation of Asia

2017 I BFA WOMEN'S BASEBALL ASIAN CUP HONG KONG



Qualifier to the WBSC Women's Baseball World Cup 2018

YANG An Chi, TPE.....	0	0	0	0	.000	0	0	0	---	0	0
ONO Ayumi, JPN.....	0	0	0	0	.000	0	0	0	---	0	0
TSAI Ya Ling, TPE.....	0	0	0	0	.000	0	0	0	---	0	0
BASHARAT Masooma, PAK.....	0	0	0	0	.000	0	1	0	1.000	0	0
HSIEH Wen Ching, TPE.....	0	0	0	0	.000	0	0	0	---	0	0
KIM Chaewon, KOR.....	0	0	0	0	.000	0	0	0	---	0	0
CHAUDHARY Manisha, IND.....	0	0	0	0	.000	0	0	0	---	0	0
SUGIMOTO Mina, JPN.....	0	0	0	0	.000	0	0	0	---	0	0
- Ramandeep Kaur, IND.....	0	0	0	0	.000	0	0	0	---	0	0
FAN Tak Kwan, HKG.....	0	0	0	0	.000	0	0	0	---	0	0
MATSUSHIMA Runa, JPN.....	0	0	0	0	.000	0	0	0	---	0	0
LEE Miran, KOR.....	0	0	0	0	.000	0	0	0	---	0	0
LEUNG Ka Yan, HKG.....	0	0	0	0	.000	0	0	0	---	0	0
AU Ho Ying, HKG.....	0	0	0	0	.000	0	0	0	---	0	0
KWAN Man Hoi, HKG.....	0	0	0	0	.000	0	0	0	---	0	0
HAN Jiyeon, KOR.....	0	0	0	0	.000	0	0	0	---	0	0
AU Kit Yi Kitty, HKG.....	0	0	0	0	.000	0	0	0	---	0	0
HIMENO Mayu, JPN.....	0	0	0	0	.000	0	0	0	---	0	0
IMAI Hana, JPN.....	0	0	0	0	.000	0	0	0	---	0	0
HUNG Yik Shan, HKG.....	0	0	0	0	.000	0	0	1	.000	0	0
HWANG Se Won, KOR.....	0	0	0	0	.000	0	0	0	---	0	0

Hitting minimums - 1 Games

Pitching minimums - 1 Games 0.8 IP/Game

ABBREVIATIONS (IN ALPHABETICAL ORDER)

OFENSIVA - HITTING			DEFENSA - FIELDING		
2B	Dobles	Doubles	A	Asistencias	Assists
3B	Triples	Triples	C	Total de lances	Chances
AB	Veces al bate	At bats	CI	Interferencia del receptor	Catcher's interference
AVG	Average de bateo	Batting average	CSB	Atrapado robando (del lanzador y del receptor)	Caught stealing (by pitcher and catcher)
BB	Base por bolas	Base on balls	DPs	Participaciones en doble play	Double plays participated
GPD	Batazo para Doble Play	Grounded into double plays	E	Errores	Errors
GP / GS	Juegos jugados / empezados	Games played / Games started	FLD%	Promedio de defensa	Fielding percentage
H	Hits	Base hits	PB	Passed ball (receptor)	Passed balls (catcher)
HBP	Golpeado por el lanzador	Hit by pitch	PO	Outs (Eliminaciones)	Putouts
HR	Homeruns	Home runs	SBA	Robos permitidos (lanzador y receptor)	Stolen bases allowed (pitcher and catcher)
IBB	Base por bolas intencional	Intentional base on balls	SBA%	Promedio de robos permitidos (lanzador y receptor)	Stolen bases against pitcher (pitcher and catcher)
OB%	Promedio de llegada a base	On base percentage	ANÁLISIS DE ESTADÍSTICAS - STATISTICS ANALYSIS		
R	Carreras Anotadas	Runs scored	#rnr adv w/out	Número de veces que el bateador ha provocado un out y ha hecho avanzar al menos un corredor	Number of times batter made out and advanced at least one runner
RBI - BI	Carreras impulsadas	Runs batted in	2 out rbi	Carreras impulsadas con 2 outs	Runs batted in with 2 outs
SB / ATT	Baes Robadas / Intentos de robo	Stolen bases / Stolen bases attempted	Fly / Gnd	Proporción entre outs por batazos de fly y de rolling	Fly outs to ground outs ratio
SF	Sacrificio Fly	Sacrifice flies	Fly out	Numero de outs por fly (incluyendo los SF, excluyendo los errores)	Number of fly outs (including sacrifice flies, but not errors)
SH	Toque de sacrificio	Sacrifice hits	Gnd out	Numero de outs con batazos de rolling (incluyendo sacrificios, excluyendo errores)	Number of ground outs (including sacrifice flies, but not errors)
SLG%	Average de slugging	Slugging percentage	KL	Ponches sin abanicar el tercer strike	Strikeouts look
SO	Ponches	Strikeouts	pinch hitting	Average de bateo como bateador emergente	Avg as pinch hitter
TB	Total de bases alcanzadas por hit	Total bases	RBI ops	Average de bateo con corredores en 2ª o 3ª base	Avg when batting with runner on 2nd or 3rd base
LANZADOR - PITCHING			rch by leadoff	Average de bateo como primer bateador en la entrada	Avg when leading off an inning
2B	Dobles permitidos	Doubles allowed	rch err	Veces que llega a 1ª base por error	Reach first base on error
3B	Triples permitidos	Triples allowed	rch fc	Veces que llega a 1ª base por jugada de elección	Reach first base on fielder's choice
AB	Veces al bate	At bats	rnrns lob	Numero de corredores dejados en base por el ultimo bateador de la entrada	Number of runners left on base by last batter of inning
APP / GS	Juegos lanzados / Juegos Iniciados	Appearances / Game starts	success advancing rnrns	Numero de corredores avanzados por batazos	Success advancing runners by hits
B/Avg	Average de bateo de los oponentes	Opponent batting average	vs Left	Average de bateo contra lanzadores zurdos	Avg against left-handed pitchers
BB	Bases por bolas concedidas	Base on balls allowed	vs Right	Average de bateo contra lanzadores derechos	Avg against right-handed pitchers
BF	Bateadores enfrentados	Batters faced	w/bases empty	Average de bateo sin corredores en base	Avg when batting with bases empty
IBB	Bases por bolas intencionales	Intentional base on balls allowed	w/rnr on 3rd and LT 2 outs	Average de bateo con corredor en 3ª y menos de 2 outs	Avg when batting with runner on third base and less than 2 outs
BK	Balk	Balk	w/runners on	Average de bateo con corredores en base	Avg when batting with runner on base
CG	Juego completo	Complete games	with 2 outs	Average de bateo con 2 outs	Avg when batting with 2 outs
ER	Carreras limpias permitidas	Earned runs allowed	with 2 outs	Average de bateo con 2 outs	Avg when batting with 2 outs
ERA	Promedio de efectividad	Earned run average	with runners in scoring pos	Average de bateo con corredores en posición de anotar	Avg when batting with runners in scoring positions
FO	Outs por batazo de fly	Fly outs			
GO	Outs por batazo de rolling	Ground outs			
H	Hits permitidos	Hits allowed			
HBP	Golpeados por el lanzamiento	Hit by pitch			
HR	Homeruns permitidos	Home runs allowed			
IP	Entradas lanzadas	Innings played			
R	Carreras permitidas	Runs allowed			
SFA	Sacrificios fly permitidos	Sacrifice flies allowed			
SHA	Toques de sacrificio permitidos	Sacrifice hits allowed			
SHO/CHO	Blanqueos / Blanqueos combinados	Shutouts / Combination shutouts			
SO	Strikeouts	Strikeouts			
SV	Juegos salvados	Saves			
W/L	Juegos ganados/Perdidos	Wins/Losses			
WP	Wild pitches	Wild pitches			